



## ***Assembly Instructions***

MANTC3080PL REV A 21/01/21

**POLY TRAY TILT TRAILER  
TC3080PL**




**SILVAN AUSTRALIA PTY. LTD.**  
ABN 48 099 851 144

**[www.silvan.com.au](http://www.silvan.com.au)**  
**[www.sherlocklastslonger.com.au](http://www.sherlocklastslonger.com.au)**

FOR SERVICE SUPPORT PH 1300 745 826  
[info@silvanaust.com](mailto:info@silvanaust.com)

# Parts Supplied



<b>A</b> M8 x 20 (x10)	<b>D</b> M8 x 60 (x2)	<b>E</b> Nylon Spacer (x2)
<b>F</b> Split Pin (x2)	<b>C</b> M8 x 50 (x4)	<b>B</b> M8 x 15 (x8)
<b>G</b> Axle Washers (x4)		

# Assembly


---

## IMPORTANT SAFETY INSTRUCTIONS

- When inflating tyres we recommend using a bicycle or foot pump to prevent over inflation. The maximum pressure is 30psi. Never use air compressors as the risk of over inflation and bursting is high
- Do not allow children to use the cart without supervision, it is not a toy
- Do not exceed 15km/hr.

### STEP 1

Fit the axle supports to the tray.  
Fit the bolts but do not fully tighten at this point





# Assembly


---

## STEP 2

Fit the front tray support and handles



When attaching the handle fit the 2 plastic spacers.



# Assembly


---

## STEP 3

Fit the drawbar, axle and wheels



Fit the wheel so the air valves face out



Fit the tow tongue



## STEP 4

Tighten and recheck all bolts