

2017-2018

Farm Equipment Product Guide

QUALITY • INNOVATION • RELIABILITY



silvan.com.au

Silvan

Slashers



Silvan

Silvan Slasher Features	6
102 Series GP Slasher	9
131 Series Heavy Duty Slasher	10
145 Series Contracting & Shireboss Slashers	11
105 Series Vineyard Slasher	12
SM Finishing Mower	13

6

Silvan

Mulchers



NOBILI

BNE Mulcher	20
BKE Mulcher	21
BP Mulcher	22
BNU Mulcher	23
RMII Mulcher	24
BNG Mulcher	25
BK Mulcher	26
RM Mulcher	27
NK/RM8 Mulcher	28
VKD Mulcher	29
BV PRO Mulcher	30
TBE Mulcher	31
Specialty Mulchers	32
Offset Mulchers	33

14

Rotary Hoes



breviglieri

B40F Rotary Hoe	37
B55F Rotary Hoe	38
B83 Rotary Hoe	39
B103 Rotary Hoe	40
B123 Rotary Hoe	41
B170 Rotary Hoe	42
B300DT Rotary Hoe	43
Doble Rotary Hoe	44
Maxi Doble Rotary Hoe	45
Bedformer, Stone Burier & Inter-row Tiller	46

34

Power Harrows



MekFarmer 80/100 Power Harrow	50
MekFarmer 150 Power Harrow	51
MekFarmer 220 Power Harrow	52
MekFold 260/300/350 Power Harrow	53

47

Spreaders & Implements



SP150 Spreader	55
TS Spreader	56
Poly Hopper Spreader	57
SX Spreader	58
SQTF Oscillating Spreader	59
DCM CA Spreader	60
Volumex Granular Applicator	61
Carryall	62
Post Hole Digger & Augers	63

54

Hayrakes



RP Linkage Hayrake	65
H90 Trailed Hayrake	66
TR Inline Trailed Hayrake	67
QR Trailed Hayrake	68
Hydraulic Trailed Explorer "V" Hayrake	69
Hydraulic Trailed Magnum "V" Hayrake	70
Terms & Conditions	71

64



SILVAN

Silvan was founded in 1962 and is devoted to those connected to the land. A pioneer in the development and manufacture of agricultural machinery to meet the needs of Australasia's producers. Silvan combines strong innovative management with a comprehensive understanding of today's agribusiness.

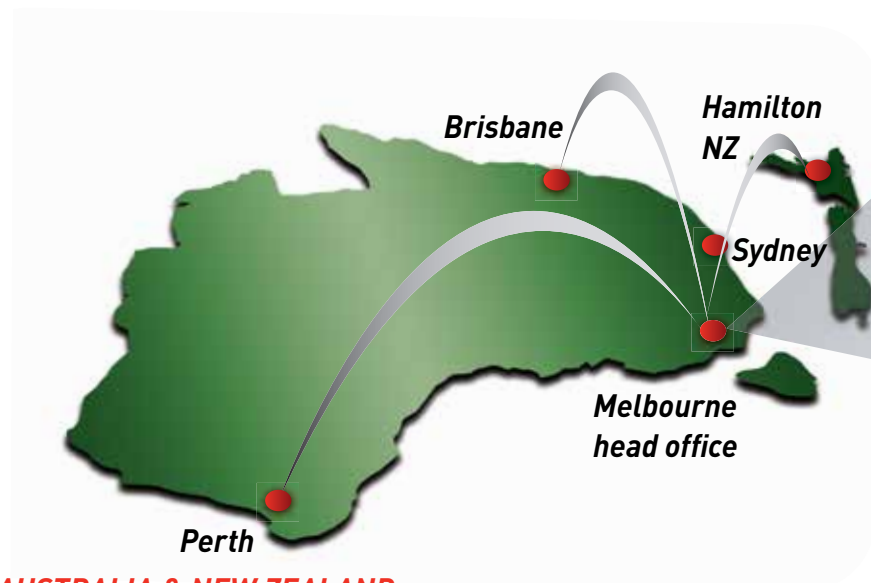
Quality, Reliability and Innovation - These values determine the way Silvan operates and a commitment to the success of customers, partners, investors and employees. Silvan embraces change and growth, facing the challenges and opportunities of modern agriculture. More than 50 years later, Silvan are still leaders in the agricultural market with Silvan's "Big Red Tanks" a constant in the Australasian agricultural landscape.

SILVAN SPRAYERS

A leader in the design of high and low volume horticultural sprayers, Silvan has evolved into the largest Australasian manufacturer of world-class crop protection sprayers and related machinery. Specialised equipment has been developed for crops including vegetables, grapes, apples, pears, citrus, bananas, olives, sugar cane and turf.

FARM MACHINERY

Silvan Australia's farm machinery range comprises a broad selection from the world's most prominent manufacturers including; Nobili mulchers, Breviglieri tillage equipment, Sitrex hayrakes and DCM fertiliser spreaders. Silvan also manufactures high quality agricultural implements including rotary slashers, carryalls & post hole diggers.



DEALER NETWORK

5 Silvan distribution centres with a national dealer reseller network

AUSTRALIA & NEW ZEALAND



With over 50 years of experience in the agricultural industry, Silvan produce a range of premium quality slashing equipment with a wide range of features and options to suit the application.

Silvan Slashers



Silvan Slashers

Renowned for their reliable and robust construction, Silvan slashers are one of the few remaining Australian owned, manufactured and assembled slasher lines. They are designed and manufactured to the highest specifications, with the range and performance capabilities to easily match acreage, tractor horsepower or intensity of use. Silvan slasher components are laser or high definition plasma cut to ensure accuracy and exact fitting.

The range includes medium duty slashers ideal for general farm use, cutting and clearing. Silvan's heavy duty models are suited to large scale farms & contractors for clearing tough growth.

For further strength and reliability, slasher top decks incorporate extra gusseting with half the Silvan slasher range having at least a 6mm thick top deck. All blades are made from tough boron steel, with the heavy duty blades featuring a stepped design for maximum rotor protection. Skids are positively mounted with bolts for set & forget height adjustment.

Numerous options are available that provide an opportunity to customise a slasher for your specific needs. These include height control wheels, front and rear chain guards and gearbox upgrades.

CAT 1 or 2 TPL headstock with offset and centre mount facility.

Collapsible floating hitch allows slasher to follow ground contours.

High quality PTO shafts have AS 1121.1 approved PTO covers with patented quick release for easy maintenance and fitting.

Heavy duty slashers have 6mm top decks with reinforced bracing for increased durability.

Rounded front section for smooth tracking. Adjustable skids from 50-90mm cutting height. Shireboss skids include bolt-on replaceable runners.

Front and rear stone guards standard.

Front & rear rubber stoneguards fitted to all models (chains fitted to Shireboss) prevents debris flying out from under the slasher.

Galvanised steel top decks on heavy duty slashers ensure a corrosion free working life.

Optional galvanised chain stoneguards for heavy duty slashers. Chains can be individually replaced without the need for welding.

Optional heavy duty slasher height control wheels with ratchet height adjustment in single or dual wheel configurations.




Slasher Drivelines

Silvan high performance drivelines are built to ISO standards, ensuring robust and reliable operation. All components, from the cast iron housing to bearings and gears are precision engineered.

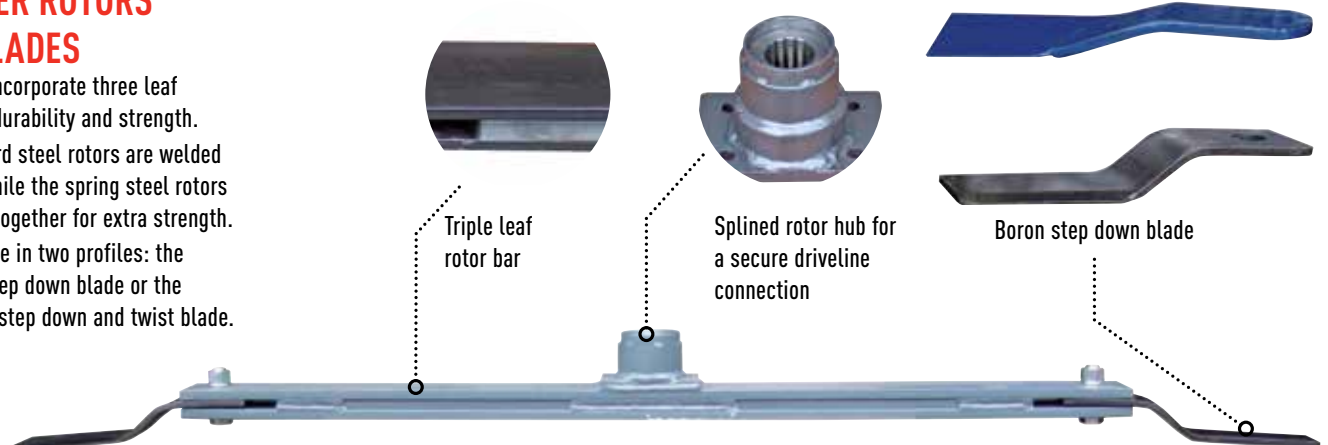
Gearboxes start at 40 hp and are matched to Silvan's medium duty slashers. The 75 hp heavy duty series is the most popular, while the gutsy 100 and 130 hp gearboxes are purpose built for extra heavy duty slashing requirements.

With a 2 year warranty on drivelines, our slashers are amongst the toughest and most reliable in the field.



SLASHER ROTORS AND BLADES

All rotors incorporate three leaf beams for durability and strength. The standard steel rotors are welded together while the spring steel rotors are bolted together for extra strength. Blades come in two profiles: the standard step down blade or the heavy duty step down and twist blade.



Silvan Slashers

FEATURES	102 SERIES (25 TO 40HP)	131 SERIES (75 TO 100HP)	145 SERIES (100 TO 130HP)	105 VINEYARD SERIES (50 TO 70HP)
Deck Thickness	3mm	6mm	6mm	5mm Formed steel deck
Deck Shape	Square. Folded F/R (Smooth deck)	Square (External Bracing)	Square (External Bracing)	Square (Welded side supports)
Blade Bolt Access Through Deck	No	No	Yes	No
Skid Thickness	10mm	12mm	16mm	12mm
Skid Height Adjustment/ Cut Height	2 Hole - 50-90mm	4 Hole - 50-150mm	6 Hole - 40-140mm	Skids/Height wheels
Replaceable Skid Runners	No	No	Yes	No
Side Plate Thickness	6mm	6mm	10mm	12mm
Deck Bracing Thickness	10mm	12mm	16mm	N/A
Headstock	Floating	Floating	Floating	Fixed 100x75x6 RHS
Offset	150mm	Optional	No	No
Linkage Category	Cat I	Cat II	Cat II	Cat II
HP Required	25 to 40 HP	75 to 100 HP	100 to 130 HP	50 to 90 HP
Gearbox HP Rating/PTO Speed	40 HP/540rpm	75 or 100 HP/540rpm	100 or 130 HP/540rpm	90 HP/ 540rpm
Gearbox Ratio	1:1.93	1:1.93	1:1.467	1:2.90
Blade Tip Speed	65.49 m/sec	98.24 m/sec	98.24 m/Sec	90.3m/sec
Rotor Construction	Triple Laminated Steel	Triple Laminated Steel	Triple Laminated Spring Steel	Triple Laminated Steel
Blade Material	Boron 75 x 8mm Stepped	Boron 100 x 10mm Stepped	HD Twist Blade 130 x 12.7mm	Boron 100 x 10mm Stepped Lift
Cutting Width	3'6"/4' 4'6"/5'	5'6'/7'	6' and 7'	6'6'6"/7'7'6"
PTO Shaft	Series 4 with integral clutch	Series 7 with integral clutch	Series 8	Series 6 with integrated clutch
Clutch	Adjustable Dual friction plate	8"Adjustable Dual friction plate	Blue torque 4 plate 150HP	8" Adjustable Dual friction plate
Weight	151/181/211/258 kg	374/469/572 kg	575 and 641 kg	590/635/685/740 kg
Guarding	Rubber flap front & rear	Rubber flap front and rear	Chains front and rear	Rubber front flap and rear chains
Option	Height control wheel, Over-run clutch	Height control wheel, 100HP gearbox, spring steel rotor, offset mount, chain stone guards	Height control wheel	
Finish	Powder Coat	Galvanised	Galvanised	Galvanised

102 General Purpose Slasher



Medium
Duty



40 HP



Enamel
Paint



2 Year
Driveline
Warranty



Australian
Made



BareCo
Gearbox & PTO



Pictured: 4' model

Ideally suited to clearing paddocks, fields and private roadsides where general cutting is required with a low HP tractor.

CONSTRUCTION: 3mm top deck plate, downfolds front and rear, steel understructure.

GEARBOX: 40HP, 540RPM, 1:1.93 ratio.

PTO SHAFT RATING: 40HP, series 4 with integral clutch.

HEADSTOCK: Collapsible floating hitch.

CLUTCH: Adjustable friction clutch with 2 x 150mm (6") clutch plates.

FINISH: Premium quality powder coating.

SKIDS: Adjustable from 50 - 90mm cutting height.

BLADES: 3 leaf rotor bar with hardened bushes and 2 Boron step down blades.

MOUNTING: Cat I TPL attachment with offset or centre mount.

INSTRUCTIONS: Operator's manual and holder supplied.

SAFETY GUARDS: Front & rear rubber guards.

MODEL	WORKING WIDTH	OVERALL WIDTH	OFFSET	CUTTING HEIGHT	PTO	OVERALL HEIGHT	WEIGHT
	MM	MM	MM	MM	RPM	MM	KG
102RS36	3'6" (1070)	3'9" (1135)	150	50-90	540	960	151
102RS4	4' (1200)	4'3" (1310)					181
102RS46	4'6" (1350)	4'8" (1420)					211
102RS5	5' (1500)	5'3" (1590)					258

OPTION : DESCRIPTION	MODEL	CODE
Height Control Wheel	ALL	102RSHC2
Over-run Clutch		ORC1

131 Heavy Duty Slasher



Heavy
Duty



75 HP or
100 HP



Galvanised
Finish



2 Year
Driveline
Warranty



Australian
Made



BareCo
Gearbox & PTO



Pictured: 5' model

Suited to large acreage applications including clearance, firebreaks, private roadsides or where major cutting & clearing is required.

CONSTRUCTION:	Welded 6mm top deck plate, welded steel side plates with adjustable skids.	FINISH:	Long lasting galvanised top deck.
GEARBOX:	75HP, 540RPM, 1:1.93 ratio. Optional 100HP.	SKIDS:	Adjustable from 50 -150mm cutting height.
PTO SHAFT RATING:	75HP, Series 6.	BLADES:	3 leaf rotor bar with hardened bushes and 2 Boron step down blades.
HEADSTOCK:	Collapsible floating hitch.	INSTRUCTIONS:	Operator's manual and holder supplied.
MOUNTING:	Cat. II TPL attachment. Offset or centre mount.	STONE GUARDS:	Front and rear rubber stone guards.
CLUTCH:	75HP: 8" 2 plate friction clutch, 100HP: 8" 4 plate friction clutch.		

MODEL	WORKING WIDTH	OVERALL WIDTH	OFFSET	CUTTING HEIGHT	PTO	OVERALL HEIGHT	WEIGHT
	MM	MM	MM	MM	RPM	MM	KG
CENTRE MOUNT				50 - 150	540	1020	
131RS5G	5' (1500)	5'3" (1600)	CENTRAL				347
131RS6G	6' (1800)	6'3" (1900)					469
131RS7G	7' (2100)	7'3" (2200)					572
OFFSET MOUNT							
132RS5G	5' (1500)	5'3" (1600)	205				376
132RS6G	6' (1800)	6'3" (1900)	250				471
132RS7G	7' (2100)	7'3" (2200)	255				574

OPTION : DESCRIPTION	MODEL	CODE
Spring Steel Rotor	ALL	131SS
100 HP Gearbox Upgrade		GP100UPG
Height Control Wheel (Two recommended for 7' models)		103WRSHC2
Heavy Duty Height Control Wheel (Two recommended for 7' models)		131RSHC2
Front and Rear Chain Guards (In lieu of rubber guards)	131 & 132RS5G	SC5
	131 & 132RS6G	SC6
	131 & 132RS7G	SC7

145 Contractor & Shireboss Slashers



Extra Heavy Duty



100 HP or 130 HP



Galvanised Finish



2 Year Driveline Warranty



Australian Made



BareCo Gearbox & PTO



Pictured: 6' Shireboss

With reinforced subframe and sides, Contracting and Shireboss slashers are used for clearing heavy scrub, creating firebreaks, roadsides, council contract work and where all types of cutting and clearing is required.

CONSTRUCTION:	6mm top deck plate, rear corners tapered to improve manoeuvrability.
GEARBOX:	100HP, 540RPM, 1:1.93 ratio. 130HP, 540RPM, 1:1.93 ratio.
PTO SHAFT RATING:	Contractor: Series 8 integrated clutch. Shireboss: Blue torque 4 plate clutch 150HP.
HEADSTOCK:	Collapsible floating hitch.

FINISH:	Long lasting galvanised top deck.
SKIDS:	Adjustable from 40 - 140mm cutting height.
BLADES:	3 leaf (130mm) spring steel rotor bar with hardened bushes and 2 heavy duty, twist profile blades.
MOUNTING:	Cat. II TPL centre mount attachment.
INSTRUCTIONS:	Operator's manual and holder supplied.
SAFETY GUARDS:	Replaceable front/rear quickfit chains.

MODEL	WORKING WIDTH	OVERALL WIDTH	OFFSET	CUTTING HEIGHT	PTO	OVERALL HEIGHT	WEIGHT
	MM	MM	MM	MM	RPM	MM	KG
CONTRACTOR WITH 100 HP GEARBOX			CENTRAL	40 - 140	540	1140	
145CS6HBG100	6' (1800)	6'6" (1970)					575
145CS7HBG100	7' (2100)	7'6" (2270)					641
SHIREBOSS WITH 130 HP GEARBOX							
145SB6HBG100	6' (1800)	6'6" (1970)					648
145SB7HBG100	7' (2100)	7'6" (2270)					790

OPTION : DESCRIPTION	MODEL	CODE
Height Control Wheel (Two recommended for 7' models)	ALL	145RSHC2

105 Vineyard Slasher



Heavy
Duty



75 HP



Galvanised
Finish



2 Year
Driveline
Warranty



Australian
Made



BareCo
Gearbox & PTO



Pictured: 6'6" Vineyard slasher with dual height control wheels

Twin rotor slasher specifically designed for applications requiring side throw displacement in applications such as vineyards, orchards and olive groves. Provides a simultaneous, left & right side throw of cuttings to the base of canopies, providing nutrients, assisting weed control & helping to retain moisture. Designed to cut grass, cover crops and light prunings.

- CONSTRUCTION:** 5mm formed steel top plate, welded side supports, 5mm underdeck subframe.
- GEARBOX:** 75HP Triple gearbox driveline 1x Central, 2x Rotor, Final ratio 1:1.93. Gearbox reversible for side or centre throw.
- PTO SHAFT RATING:** Series A6 driveshaft with removable camlock end cover, 2 x. Bare-Co flexible disc gearbox drive couplings.
- HEADSTOCK:** Fully welded 100 x 75 x 6 RHS "A" frame hitch with deck support frame.
- CONTROL:** Dual heavy duty height control wheels with ratchet height adjustment.

- CLUTCH:** 8" 2 plate adjustable heavy duty friction clutch - 75HP.
- FINISH:** Long lasting galvanised top deck. Galvanised side deflector plates and gearbox cover.
- SKIDS & SIDEPLATES:** Adjustable front skids, adjustable side throw plates with side kick rails.
- BLADES:** 3 leaf spring steel rotor bars (2 rotor assemblies) with hardened bushes and 2 Boron step down lift blades per rotor.
- MOUNTING:** Cat II TPL attachment.

MODEL	WORKING WIDTH	DECK WIDTH	OVERALL WIDTH	CUTTING HEIGHT	PTO	WEIGHT
	MM	MM	MM	MM	RPM	KG
105VV6	6' (1875)	6'4" (1945)	7'5" (2275)	35 - 160	540	590
105VV66	6'6" (2060)	6'9" (2124)	8' (2460)			635
105VV7	7' (2133)	7'2" (2208)	8'3" (2533)			685
105VV76	7'7" (2360)	7'9" (2430)	9' (2760)			740



SM Finishing Mower



Pictured: SM180P Pneumatic tyres shown.
Solid castor wheels standard.

Suited to golf courses, sports grounds and gardens where a clean cut and smooth finish is required with low horsepower tractors. These finishing mowers are designed to cut grass between 25mm and 100mm in height, which can easily be adjusted via 4 sturdy castor wheels. The castor wheels provide a constant and even cutting height.

CONSTRUCTION: Mower deck is constructed of pressed steel, reinforced at wheel and three point linkage attachment.

CONTROL: Manual height adjustment on four castor wheels.
(Solid rubber castors standard, pneumatic tyres on request*).

DRIVE LINE: P.T.O drive shaft with durable safety cover, oil bath gearbox, pulley and belt drive to three cutting blades.

ATTACHMENT: Cat. I three point linkage with floating top link.

MODEL	DISCHARGE	TRACTOR	WORKING WIDTH	NUMBER OF BLADES	CUTTING HEIGHT	PTO	WEIGHT
		HP	MM		MM	RPM	KG
SM120P	Rear	12 - 20	1200	3	25 - 100	540	180
SM120L	Side						
SM150P	Rear	15 - 30	1500				200
SM150L	Side						
SM180P	Rear	20 - 40	1800				230
SM180L	Side						
SM230P	Rear	30 - 60	2300				310

*NOT STOCKED. MAY RESULT IN EXTENDED LEADTIME

Nobili Mulchers

Nobili has a well established reputation for producing world class mulchers. Nobili use cutting edge technology and modern production techniques to manufacture mulchers for a diverse range of applications.



Nobili Mulchers

NOTE: BLUE SHADED MODELS ARE AVAILABLE ON INDENT ORDER ONLY

www.nobili.com

MODEL	HP	WORKING WIDTH (CM)	BODY	OFFSET	HYD OFFSET	RPM	BLADE FITTED	SKIDS	WHEELS	ROLLER	USE
BE	35-65	140, 160, 180 & 200	Low	2 position fixed	Opt	540/1000	06	Std	-	Std	Grass & green prunings to 50mm
BNE	40-95	124, 152, 181 & 210	Low	2 position fixed	Opt	540	01	Std	Opt	Std	Grass & green prunings to 50mm
SDS	40-95	152, 181 & 210	Low	On single side unit	Std on single side unit	540	06	-	-	Std	Grass
BKE	40-100	153, 180, 214, 229 & 249	Low	2 position fixed	-	540	01	Std	Opt	Opt	Grass & green prunings to 50mm
BP	80-150	237, 279, 303	Low	Fixed or hydraulic	Opt	540/1000	01	-	Opt	Std	Grass & green prunings to 60mm
BNU	40-125	122, 158 & 194	High	2 position fixed (excl. BNU125)	Opt (excl. BNU125)	540	01	Std	Opt	Opt	Grass & green prunings to 90mm
BNG	70-125	230 & 267	High	2 position fixed (BNG230 only)	Opt (BNG230 only)	540	01	Std	Opt	Opt (BNG230 only)	Grass & green prunings to 75mm
BK	70-175	230, 279, & 320	High	2 position fixed (excl. BK320)	Opt (excl. BK320)	540/1000*	012	Std	Opt*	Opt	Grass & green prunings to 90mm
RM II	50-130	153, 180 & 207	High	2 position fixed	Opt	540	01 & 012	Std	Opt	Opt	Grass & green prunings to 100mm
RM	90-280	236, 280, 323 & 401	High	2 position fixed (RM240 only)	Opt (RM240 only)	540/1000*	012	Std	Std*	Opt*	Grass & green prunings to 100mm
RMP	160-350	481 & 607	High	-	-	1000	01	Std	Std	Opt	Grass & green prunings to 75mm
RMS	180-450	562 & 810	High	-	-	1000	012	Std	Std	-	Grass & green prunings to 75mm
NK	100-190	214	High	-	-	1000	012	Std	Std	-	Grass & green prunings to 125mm
RM8	100-190	236	High	-	-	1000	012	Std	Std	-	Grass & green prunings to 100mm
VK	35-70	96, 115, 134 & 153	Low	Std	-	540	06	Opt	Opt	Std	Grass & green prunings to 50mm
VKD	50-100	153, 172, 190, 209 & 228	Low	Std	Opt	540	06	Opt	Opt	Std	Grass & green prunings to 80mm
BV PRO	75-130	168, 186 & 204	Low	Std	Opt	540	06	Std	Opt	Std	Grass & green prunings to 100mm
VKM	70-150	208, 237, 280 & 303	Medium	Std	Std	540/1000*	06	Std	Opt	Std	Grass & green prunings to 80mm
TRP	60-150	95, 120, 145 & 175	High	-	-	540	06	Opt	Opt	Opt	Only green prunings to 100mm
TRP PRO	90-150	120, 145 & 173	High	-	-	540	06	-	Opt	Opt	Only green prunings to 120mm
BPR 10	90-150	279 & 303	Low	Std	Std	540/1000	01	Std	Opt	Std	Grass & green prunings to 50mm
BPR 100	70-175	209, 237, 279 & 303	Medium	Std	Std	540/1000	06	Std	Opt	Std	Grass & green prunings to 50mm
TB10	40-80	160 & 180	Low	Std	Std	540	06	Std	-	Std	Grass & green prunings to 40mm
TBE 10	60-110	153, 179 & 214	Low	Std	Std	540	06	Std	-	Std	Grass & green prunings to 40mm
TBP	70-110	172, 190 & 209	Low	Std	Std	540	06	Std	-	Std	Grass & green prunings to 80mm
TBE/TBE-S	80-170	179, 214, 229 & 249	Low	Std	Std	540	06	Std	-	Std	Grass & green prunings to 50mm
RSM	65-120	177 & 212	Low	Offset only	Std	540	06	Std	-	Std	Grass & green prunings to 50mm
BP 8300	150-330	830	Medium	Centre only	-	1000	06	Std	-	Std	Grass & green prunings to 50mm
WS/BIO	150-300	280 & 320	High	Centre only	-	1000	01	-	-	Std	Windrow unit for Biomass
PRO	60-150	175 & 210	Medium	Centre only	-	540/1000	08	Std	-	Std	Roadside maintenance
N6202 Swing arm	6	620mm in between trees	Low	RHS only	Opt	Hydraulic drive	Blades	-	-	-	Mount on BNE/VKD/ BNU for grass

*DOES NOT APPLY TO ALL MODELS

Nobili Mulcher Range

Nobili has developed their design and manufacturing techniques since the company first made agricultural equipment in 1945. Today the company operates under the strict quality guidelines of ISO 9001 certification. Nobili mulchers are designed to get the best performance in all agricultural applications and to suit various tractor HP categories.

The theory behind mulchers is simple; they cut grass, prunings and heavier organic material repeatedly, instead of just once. Mulchers are fitted with at least one cutting bar along with special blades that act in unison to cut the material finer. The material circulates inside the mulcher as the blades cut it again and again. A finer residue is then evenly distributed, which decomposes quickly into humus, improving soil quality. This allows non productive land to be quickly returned to pasture in a single pass.

Mulching returns the nutrients in prunings and grass to the soil. Mulch contains nitrogen, phosphorus and potassium; a complete set of nutrients. The decomposing mulched material increases nitrogen levels and reduces fertiliser requirements.

Mulchers can be applied to a wide range of applications including; general clearing, weed management, pasture topping, orchard and vineyard use, parks and gardens management, roadside maintenance and crop residue management.

Floating top link allows machine to follow ground contours

Over run clutch in gear box for driveline protection

Chassis made from high resistance steel

Precision balanced rotors for vibration-free operation



Knife and hammer blade options to suit the application



Double skin or wear plate options for increased working life



Choosing the Right Mulcher



Components are fully painted before assembly increasing corrosion protection

Quality belts for high power transmission

Supporting skids



Hydraulic and manual side-shift options



Roller and wheel options for accurate height control

1. WHAT IS THE APPLICATION?

Orchard, vineyard, pasture, etc.
(refer to Nobile Mulcher Range).

2. WHAT IS THE TRACTOR HORSE POWER?

Nobile has mulchers suited to tractors from 40HP over 450HP. Working widths from 95 to 820cm are available.

3. WILL PRUNINGS BE MULCHED?

Refer to Nobile Mulcher Range for the model suited to the prunings size.

4. IS THE MATERIAL VERY BULKY?

Low body mulchers are suited to low volumes of material but can mulch large prunings, while high body mulchers are best suited to high volumes of material (e.g. crop stubble) and allow a higher ground speed to be maintained.

5. HEIGHT CONTROL: SKIDS, WHEELS OR ROLLER

Most machines are fitted with wear skids to protect the mulcher body but working skids are recommended on machines without wheels or roller.






Rear roller or wheels are designed to maintain a consistent working height. Wheels often allow a higher ground speed to be maintained while a rear roller is best suited to uneven ground because it covers the full machine width. Many Nobile mulcher models allow the mulched material to pass over the roller so that the ground speed is not compromised.

6. WHAT OPTIONS ARE REQUIRED?

Replaceable **wear plates** should be considered if heavy or foreign material could pass through the machine.

Hydraulic side shift is suited to applications where there are varying row widths or mulching under tree canopies is necessary.

Nobili Mulcher Range

FAMILY	MODEL CODE	TYPE OF LINKAGE		APPLICATION	PRUNINGS/WOOD	
		FRONT	REAR		VINE SHOOTS < 5CM	CUT WOOD < 8CM
	SDS		✓	Single or double sided discharge for depositing grass in rows		
	VK		✓	Orchard or vineyard mulcher with manual offset and full width roller	✓	
	VKD		✓	Versatile mulcher with full width roller and optional hydraulic sideshift		✓
	BV PRO		✓	Heavy duty orchard mulcher with full width roller and optional hydraulic sideshift		
	TRP	+	✓	Mulcher suited to stony ground with front pick-up mechanism		
	BNE		✓	Economical mulcher suited to vineyards	✓	
ORCHARD/VINEYARD						
	BKE/BP10	+	✓	Grass and pasture topping mulcher with optional reversible gearbox and hydraulic sideshift	✓	
	BE	+	✓	Versatile mulcher with optional reversible gearbox and hydraulic sideshift	✓	
	BNG		✓	High body mulcher suited to pasture topping and general clearing		✓
GRASS/PASTURE						
	VKM		✓	Suited to general clearing or orchard use with hydraulic side shift and double skin		✓
	RMII		✓	General clearing or vineyard use		
	BNU		✓	General clearing or vineyard use		✓
	BK		✓	Heavy duty mulcher for pasture topping, general clearing or stubble management		✓
	BPR	✓	✓	General clearing or orchard use with full width roller	✓	
	RM		✓	Heavy duty mulcher for stubble management		
	NK7/RM8		✓	Suited to crop residue management eg. pineapples, bananas		
	RMS		✓	Heavy duty mulcher for stubble management with dual drive		✓
	TB		✓	Offset mulcher for on-farm use. Right hand offset.		
STUBBLE/CROP RESIDUE						
	TBP		✓	Offset mulcher for on-farm use. Right hand offset.		✓
	TBE		✓	Heavy duty offset mulcher for council and contractor use	✓	
	RSM		✓	Right hand offset mulcher suited to medium HP tractors		
OFFSET/ROADSIDE						



The Right Tool for the Job

CUT WOOD < 10CM	GRASS				FALLOW LAND	INTERMEDIATE CROPS AND CROP RESIDUE	RECOMMENDED TRACTOR POWER (HP)	WORKING WIDTHS (CM)
	INTER ROW VINES/ ORCHARDS	UNDER- GROWTH	PASTURE	PARKS & GARDENS				
	✓						40 - 95	150/180/210
	✓						35 - 70	95 /115/135/155
	✓	✓	✓		✓		50 - 100	155/170/190/210/230
✓	✓	✓	✓		✓		75 - 130	170/190/210
✓							60 - 150	95/120/145/175
	✓		✓	✓			40 - 95	120/150/180/210
	✓	✓	✓	✓			40 - 150	150/180/210/230/240/250/280/305
	✓		✓	✓			35 - 65	140/160/180/200
	✓	✓	✓		✓	✓	70 - 125	230/270
	✓	✓	✓		✓	✓	70 - 150	210/240/280/305
✓	✓	✓	✓			✓	50 - 130	150/180/210
	✓	✓	✓			✓	40 - 125	120/160/190
	✓	✓	✓		✓	✓	70 - 175	230/280/320
		✓	✓	✓	✓	✓	80 - 175	240/280/305
✓			✓		✓	✓	90 - 280	240/280/320/400
✓	✓	✓			✓	✓	100 - 190	210/240
			✓		✓	✓	180 - 450	560/820
			✓	✓			60 - 110	150/180/210
	✓	✓	✓	✓	✓		70 - 110	170/190/210
		✓	✓	✓	✓	✓	80 - 170	190/220/240
		✓	✓	✓			65 - 120	180/210



Nobili BNE Mulchers



Pictured: BNE180/01-F

Best suited to medium horsepower tractors up to 95HP for grass and light prunings with cutting height maintained by the rear roller.

SUGGESTED USE: Grass mowing and green prunings up to 50mm in diameter.

CONSTRUCTION: Low profile body, no opening tailboard.

DRIVE LINE: PTO drive shaft with durable safety cover, heavy duty oil bath gearbox with overrun clutch, taper locked pulleys and electronically balanced rotor.

CONTROL: Two position fixed headstock (excl. BNE120/01-F).

ATTACHMENT: Cat. I three point linkage, floating top link.

HEIGHT CONTROL: Roller (standard fitment).

MODEL	WORKING WIDTH	OFFSET		TRACTOR	PTO	ROTOR	BLADE QTY / TYPE	DIMENSIONS	WEIGHT
	MM	MM	MM	HP	RPM	RPM	01 Y BLADES	W X H X D	KG
BNE120/01-F	1240	620	620	40 - 95	540	2207	32	1430 x 750 x 420	350
BNE150/01-F	1520	760	760 390 1130	40 - 95	540	2207	40	1720 x 750 x 420	370
BNE180/01-F	1810	760	1060 390 1420	40 - 95	540	2207	48	2000 x 750 x 420	390
BNE210/01-F	2100	760	1340 390 1710	40 - 95	540	2207	56	2280 x 750 x 420	410

NOTE: AN ADDITIONAL SURCHARGE OF \$500.00 (EX GST) APPLIES FOR MACHINERY ASSEMBLY

	01 - Y		06 - Cast Hammer
	Wood, Grass		Wood, light bushes, grass
	2 x N1781000		1 x N1891002

Nobili BKE Mulcher



65-100 HP



Y Blades
Standard



Parks &
Gardens



Grass,
Pasture

	01 - Y		06 - Cast Hammer
	Wood, Grass		Wood, grass, light bushes
	2 x N1891018		1 x N1891002

Pictured: BKE230/01-F

The Nobili rear mount BKE series of mulchers are a multi-purpose machine ideal for pasture topping with the option of side shift suited to tractors up to 100HP with cutting height maintained by adjustable skids.

SUGGESTED USE: Grass mowing and green prunings up to 50mm in diameter.

CONSTRUCTION: Low profile body, no opening tailboard.

DRIVE LINE: PTO drive shaft with durable safety cover, heavy duty oil bath gearbox with over running clutch, taper locked pulleys and electronically balanced rotor.

CONTROL: Two position fixed headstock.

ATTACHMENT: Cat. II three point linkage, floating top link.

HEIGHT CONTROL: Skids.

MODEL	WORKING WIDTH	OFFSET		TRACTOR	PTO	ROTOR	BLADE QTY / TYPE	DIMENSIONS	WEIGHT
	MM	MM	MM	HP	RPM	RPM	01 Y BLADES	W X H X D	KG
BKE210/01-F	2144	1072 617	1072 1527	65-100	540	2205	48	2360 x 1222 x 550	660
BKE230/01-F	2295	1147 693	1147 1603	70-100	540	2205	52	2511 x 1222 x 550	690
BKE250/01-F	2496	1248 793	1248 1703	75-100	540	2205	56	2712 x 1222 x 550	710

OPTION : DESCRIPTION	MODEL	CODE
FULL WIDTH ROLLER	BKE210/01-F	N401418
	BKE230/01-F	N401654
	BKE250/01-F	N401432
SEMI SWIVEL WHEELS	ALL	N401470

NOTE: AN ADDITIONAL SURCHARGE OF \$500.00 (EX GST) APPLIES FOR MACHINERY ASSEMBLY

Nobili BP Mulcher



80-150 HP



Y Blades
Standard



Parks &
Gardens



Grass,
Pasture

	01 - Y		06 - Cast Hammer
	Wood, Grass		Wood, grass, light bushes
	2 x N1891018		1 x N1891002



Pictured: BP30/01-F

The Nobili rear mount BP series mulchers are multi-purpose machines ideal for pasture topping with optional hydraulic side shift models. Suited to tractors up to 150HP with cutting height maintained by rear roller.

SUGGESTED USE: Grass mowing and green prunings up to 60mm in diameter.

CONSTRUCTION: Low profile body, no opening tailboard.

DRIVE LINE: PTO drive shaft with durable safety cover, heavy duty oil bath gearbox with over running clutch, taper locked pulleys and electronically balanced rotor.

CONTROL: Fixed headstock or optional hydraulic side shift models.

ATTACHMENT: Cat. II three point linkage, floating top link.

HEIGHT CONTROL: Roller (standard fitment).

MODEL	WORKING WIDTH	OFFSET		TRACTOR	PTO	ROTOR	BLADE QTY / TYPE	DIMENSIONS	WEIGHT
	MM	MM	MM	HP	RPM	RPM	01 Y BLADES	W X H X D	KG
BP24/01-F	2374	<div>1187 1187</div>	80 - 150	540 / 1000	2203/2356	48	2548 x 550 x 1398	790	
BP24/01-HSS		<div>1187 1187</div> <div>737 1637</div>							
BP28/01-F	<div>1396 1396</div>	90 - 150	56			2959 x 1398 x 550	890		
BP28/01-HSS	<div>1396 1396</div> <div>946 1846</div>								
BP30/01-F	<div>1517 1517</div>	100 - 150	64			3186 x 1398 x 550	920		
BP30/01-HSS	<div>1517 1517</div> <div>1067 1967</div>								

OPTION : DESCRIPTION	MODEL	CODE
SEMI SWIVEL WHEELS	ALL	N402265
WEAR PLATE	BP24	N403896
	BP28	N403907
	BP30	N403908

NOTE: AN ADDITIONAL SURCHARGE OF \$500.00 (EX GST) APPLIES FOR MACHINERY ASSEMBLY

Nobili BNU Mulcher



Pictured: BNU195/01

The Nobili BNU series mulchers are true multi-purpose machine. Fitted with a hinged tailboard for ease of maintenance and a mulching bar to produce a fine mulch. Height control is maintained by adjustable skids.

SUGGESTED USE: Grass, stubble, pasture topping, vegetable topping, regrowth and green prunings to 90mm diameter.

CONSTRUCTION: High profile body, opening tailboard and one mulching bar.

CONTROL: Two position fixed headstock (excl BNU125/01).

DRIVE LINE: PTO drive shaft with durable safety cover, heavy duty oil bath gearbox with overrun clutch, taper locked pulleys and electronically balanced rotor.

ATTACHMENT: Cat. I or II three point linkage, floating top link.

HEIGHT CONTROL: Skids.

MODEL	WORKING WIDTH	OFFSET		TRACTOR	PTO	ROTOR	BLADE QTY / TYPE	DIMENSIONS	WEIGHT
	MM	MM	MM	HP	RPM	RPM	01 Y BLADES	W X H X D	
BNU125/01	1220	610	610	40-125	540	2278	24	1450 x 990 x 560	475
BNU160/01	1580	790 390	790 1190	50-125	540	2278	32	1800 x 990 x 560	610
BNU195/01	1940	970 570	970 1370	60-125	540	2278	40	2190 x 990 x 560	710

OPTION : DESCRIPTION	MODEL	CODE
FULL WIDTH ROLLER	BNU125/01	N4548102
	BNU160/01	N4558187
	BNU195/01	N4568145
SEMI SWIVEL WHEELS	ALL	N4558114
HYDRAULIC SIDE SHIFT	BNU160/01 BNU195/01	N400239
WEAR PLATE	BNU160/01	N4558174
	BNU195/01	N4568138

NOTE: AN ADDITIONAL SURCHARGE OF \$500.00 (EX GST) APPLIES FOR MACHINERY ASSEMBLY

	01 - Y		012 - Y with Straight		06/K - Steel Hammer
	Wood, Grass		Wood, grass, bushes, fine cutting		Flat finish grass
	2 x N2555004		2 x N2555004 1 x N1551000		1 x N136378

Nobili RM II Mulcher



The Nobili RM II series mulchers are a robust and versatile machine with a helical blade pattern for a lower power requirement. The RM II is fitted with an opening tailboard, life greased bearings and a mulching bar to produce a fine mulch. Height control is maintained by adjustable skids.

SUGGESTED USE: Grass, stubble, pasture topping, vegetable topping, regrowth and green prunings to 100mm diameter.

CONSTRUCTION: High profile body, opening tailboard and one mulching bar.

CONTROL: Two position fixed headstock.

DRIVE LINE: PTO drive shaft with durable safety cover, heavy duty oil bath gearbox with over running clutch, taper locked pulleys and electronically balanced rotor.

ATTACHMENT: Category II three point linkage, manually adjustable offset and floating top link.

HEIGHT CONTROL: Skids.

MODEL	WORKING WIDTH	OFFSET	TRACTOR	PTO	ROTOR	BLADE QTY / TYPE	DIMENSIONS	WEIGHT
	MM	MM MM	HP	RPM	RPM	012 Y BLADES	W X H X D	KG
RM155/01	1536	768 768 393 1143	50-100	540	2203	36	1780 x 1310 x 740	690
RM180/012	1808	904 904 504 1304	60-130		2079	40 / 20	2055 x 1325 x 800	730
RM211/012	2076	1038 1038 638 1438	70-130		2079	48 / 24	2320 x 1325 x 800	775

OPTION : DESCRIPTION	MODEL	CODE
FULL WIDTH ROLLER	RM155/01	N400528
	RM180/012	N400529
	RM211/012	N400530
SEMI SWIVEL WHEELS	ALL	N400533
WEAR PLATE	RM155/01	N400524
	RM180/012	N400525
	RM211/012	N400526

NOTE: AN ADDITIONAL SURCHARGE OF \$500.00 (EX GST) APPLIES FOR MACHINERY ASSEMBLY

Nobili BNG Mulcher



70-125 HP




Y Blades
Standard



General
Clearing



Pasture



	01 - Y		012 - Y with Straight		06K - Steel Hammer
	Wood, Grass		Wood, grass, bushes, fine cutting		Flat finish grass
	2 x N2555004		2 x N2555004 1 x N1551000		1 x N136378

Pictured: BNG270/01

The Nobili BNG series mulchers are a versatile machine ideal for a broad range of mulching applications. They are fitted with a tailboard that can be opened for ease of maintenance and a mulching bar to produce a finer mulch. Height control is maintained by adjustable skids.

SUGGESTED USE: Grass, stubble, pasture topping, vegetable topping, regrowth and green prunings to 75mm diameter.

CONSTRUCTION: High profile body, opening tailboard one mulching bar.

CONTROL: Two position fixed headstock (BNG230/01).
Fixed headstock (BNG270/01).

DRIVE LINE: PTO drive shaft with safety cover, heavy duty oil bath gearbox, taper locked pulleys, and electronically balanced rotor.

ATTACHMENT: Cat. I or II three point linkage, floating top link.

HEIGHT CONTROL: Skids.

MODEL	WORKING WIDTH	OFFSET	TRACTOR	PTO	ROTOR	BLADE QTY / TYPE	DIMENSIONS	WEIGHT
	MM	MM MM	HP	RPM	RPM	01 Y BLADES	W X H X D	KG
BNG230/01	2300	1150 1150 750 1550	70-125	540	2025	48	2540 x 990 x 560	890
BNG270/01	2670	1335 1335	80-125			56	2920 x 1080 x 710	1130

OPTION : DESCRIPTION	MODEL	CODE
FULL WIDTH ROLLER	BNG230/01	N4688150
	BNG270/01	N4428063
SEMI SWIVEL WHEELS	BNG230/01	N4558114
	BNG270/01	N4428059
WEAR PLATE	BNG230/01	N4688137
	BNG270/01	N4428043

NOTE: AN ADDITIONAL SURCHARGE OF \$500.00 (EX GST) APPLIES FOR MACHINERY ASSEMBLY

Nobili BK Mulcher



70-175 HP



Y with Straight
Blades Std



General
Clearing



Pasture



01 - Y

Wood, Grass

2 x N2555004



012 - Y with Straight

Wood, grass, bushes,
fine cutting

2 x N2555004
1 x N1551000



06/K - Steel Hammer

Flat finish grass

1 x N136378

Pictured: BK230/012 with
optional rear roller

The Nobili BK series mulcher is a heavy duty multi-purpose machine, fitted with maintenance free bearings. The BK is fitted with an opening tailboard and a mulching bar is fitted to produce a fine mulch.

SUGGESTED USE: Grass, stubble, pasture topping, vegetable topping, regrowth and green prunings to 90mm diameter.

CONSTRUCTION: High profile body, opening tailboard and one mulching bar.

CONTROL: Two position fixed headstock (excl BK320/012).

DRIVE LINE: PTO drive shaft with durable safety cover, heavy duty oil bath gearbox with over running clutch, taper locked pulleys and electronically balanced rotor.

ATTACHMENT: Category II three point linkage, 2 position manual fixed headstock (excluding BK320) with floating top link.

HEIGHT CONTROL: Skids (BK230, BK280), rear wheels (BK320).


MODEL	WORKING WIDTH	OFFSET		TRACTOR	PTO	ROTOR	BLADE QTY / TYPE	DIMENSIONS	WEIGHT
	MM	MM	MM	HP	RPM	RPM	012 Y BLADES	W X H X D	KG
BK230/012	2301	1150	1150	70-125	540	2083	52 / 26	2502 x 1493 x 750	950
		750	1551						
BK280/012	2792	1396	1396	90-160	540/1000	1840/1954	64 / 32	2998 x 1505 x 784	1100
		816	1976						
BK320/012	3205	1602	1602	110-175	1000	1758	72 / 36	3467 x 1560 x 827	1410


OPTION : DESCRIPTION	MODEL	CODE
FULL WIDTH ROLLER	BK230/012	N401413
	BK280/012	N401435
	BK320/012	N4945003
SEMI SWIVEL WHEELS	BK230/012	N401508
	BK280/012	N401402
	BK320/012	STANDARD
WEAR PLATE	BK230/012	N401401
	BK280/012	N401434
	BK320/012	N401504

NOTE: AN ADDITIONAL SURCHARGE OF \$500.00 (EX GST) APPLIES FOR MACHINERY ASSEMBLY




Nobili RM Mulcher







90-280 HP






Y with Straight
Blades Std



General
Clearing



Crop Stubble

	<p>01 - Y</p> <p>Wood, Grass</p> <p>2 x N2555004</p>		<p>012 - Y with Straight</p> <p>Wood, grass, bushes, fine cutting</p> <p>2 x N2555004 1 x N1551000</p>		<p>06/K - Steel Hammer</p> <p>Flat finish grass</p> <p>1 x N136378</p>
---	---	---	---	---	---

Pictured: RM240/012

The Nobili RM series mulchers are heavy duty machine ideal for use in citrus groves, orchards and broadacre stubble. The RM has a hinged tailboard and wear plate as standard. These machines have a helical blade pattern for a lower power requirement.

- SUGGESTED USE:** Grass or stubble and green prunings up to 100 mm for tractors up to 280HP.
- CONSTRUCTION:** High profile, adjustable tailboard, one mulching bar.
- CONTROL:** Fixed headstock (excluding RM240/012).
- ATTACHMENT:** Cat. II, three point linkage.

- DRIVE LINE:** PTO drive shaft with durable safety cover, heavy duty oil bath gearbox with in-built over run clutch, taper locked pulleys. RM320, RM400 and RM450 dual drive (drive from both ends) and electronically balanced rotor.
- HEIGHT CONTROL:** Skids (RM240, RM280), rear wheels (RM320, RM400).

MODEL	WORKING WIDTH	OFFSET		TRACTOR	PTO	ROTOR	BLADE QTY / TYPE	DIMENSIONS	WEIGHT
	MM	MM	MM	HP	RPM	RPM	012 Y BLADES	W X H X D	KG
RM240/012	2360	1180	1180	90-150	540 / 1000	1833/1960	56/28	2550 x 1770 x 860	1195
RM280/012	2800	1400	1400	100-170	1000	1680	64/32	2998 x 1770 x 860	1400
RM320/012	3231	1615	1615	120-200	1000	1758	72/36	3477 x 1770 x 860	1820
RM400/012	4012	2006	2006	130-280	1000	1758	88/44	4350 x 1600 x 912	2130

OPTION : DESCRIPTION	MODEL	CODE
SEMI SWIVEL WHEELS	RM240/012	N4944901
	RM280/012	
	RM320/012	STANDARD
	RM400/012	
FULL SWIVEL WHEEL KIT	RM320/012	N402300
ROLLER	RM240/012	N4944803
	RM280/012	N4944903
	RM320/012	N4945003
END TOW KIT	RM280/012	N4944902
	RM320/012	N400674
	RM400/012	N402054

NOTE: AN ADDITIONAL SURCHARGE OF \$500.00 (EX GST) APPLIES FOR MACHINERY ASSEMBLY

Nobili NK / RM8 Mulcher



Pictured: RM8/012 mulcher

The Nobili NK mulcher is a heavy duty machine suitable for the most demanding residue mulching tasks, including row crop stubble. The RM8 is a centrally mounted unit with a hinged adjustable tailboard and rotor with spiral pattern blades. Height control is maintained by adjustable semi-swivel wheels. The units are fitted with an inner wear plate.

SUGGESTED USE: Rice, cotton, corn, sorghum, sugar cane, wheat, dense grass and green prunings to 100mm (RM8) or 125mm (NK7) diameter.

CONSTRUCTION: High profile, adjustable tailboard and one mulching bar.

CONTROL: Fixed headstock.

DRIVE LINE: PTO drive shaft with durable safety cover, heavy duty oil bath gearbox with in-built over run clutch, taper locked pulleys and electronically balanced rotor. NK7 is dual drive (driven from both ends).

ATTACHMENT: Cat. III three point linkage.

HEIGHT CONTROL: Rear wheels (standard fitment).




MODEL	WORKING WIDTH	OFFSET		TRACTOR	PTO	ROTOR	BLADE QTY / TYPE	DIMENSIONS	WEIGHT
	MM	MM	MM	HP	RPM	RPM	012 Y BLADES	W X H X D	KG
NK7/012	2140	1070	1070	100-190	1000	1758	56/28	2527 x 900 x 1060	1580
RM8/012	2360	1180	1180	100-190	1000	2074	56/28	2647 x 900 x 1600	1300

NOTE: AN ADDITIONAL SURCHARGE OF \$500.00 (EX GST) APPLIES FOR MACHINERY ASSEMBLY

	01 - Y		012 - Y with Straight		06/K - Steel Hammer
	Wood, Grass		Wood, grass, bushes, fine cutting		Flat finish grass
	2 x N2555004		2 x N2555004 1 x N1551000		1 x N136378

Nobili VKD Mulcher



	01 - Y		012 - Y with Straight		06 - Cast Hammer
	Wood, Grass		Wood, grass, bushes, fine cutting		Wood, grass, light bushes
	2 x N1891018		2 x N1891018 1 x N130733		1 x N1891002

Pictured: VKD170/06

The Nobili VKD series mulchers are a medium duty, multi-purpose machine ideal for vineyard and orchard mulching, and for road side mulching by councils. An adjustable tailboard is fitted for maintenance. A finer mulch is produced with two mulching bars, a restrictor bar and rakes. The VKD has side shift to the right with optional hydraulic side shift and height control is by an adjustable full width roller.

SUGGESTED USE: Grass and green prunings up to 80mm diameter.

CONSTRUCTION: Low profile body, adjustable tailboard, two mulching bars and one restrictor bar.

CONTROL: Manual side shift with optional hydraulic side shift.

DRIVE LINE:

PTO drive shaft with durable safety cover, heavy duty gearbox fitted with in-built over run clutch, taper locked pulleys and electronically balanced rotor.

ATTACHMENT:

Cat. I and II three point linkage, floating top link.

HEIGHT CONTROL:

Roller (standard fitment).

MODEL	WORKING WIDTH	OFFSET		TRACTOR	PTO	ROTOR	BLADE QTY / TYPE	DIMENSIONS	WEIGHT
	MM	MM	MM	HP	RPM	RPM	06 HAMMERS	W X H X D	KG
VKD155/06	1530	765 405	765 1125	50-100	540	2325	16	1660 x 1075 x 510	510
VKD170/06	1718	859 404	859 1314	60-100	540	2325	18	1852 x 1075 x 510	560
VKD190/06	1906	953 503	953 1403	65-100	540	2325	20	2040 x 1075 x 510	600
VKD210/06	2094	1047 597	1047 1497	70-100	540	2325	22	2228 x 1075 x 510	640
VKD230/06	2282	1141 691	1141 1591	75-100	540	2325	24	2418 x 1075 x 510	715

OPTION : DESCRIPTION	MODEL	CODE
HYDRAULIC SIDE SHIFT	VKD155/06	N4930108
	VKD170/06	N4930310
	VKD190/06	
	VKD210/06	
	VKD230/06	

NOTE: AN ADDITIONAL SURCHARGE OF \$500.00 (EX GST) APPLIES FOR MACHINERY ASSEMBLY

Nobili BV PRO Mulcher



75-130 HP



Cast Hammers
Standard



Orcharde



Roadside
Maintenance



Pictured: BV210/06



06S - Cast Hammer

Wood, grass, light
bushes

1 x N1962001

The Nobili BV PRO series mulchers are a heavy duty multi-purpose machine used for road side mulching by councils and ideal for orchard use. A double skin improves durability and height control is adjustable with a full width roller with removable ends. Two mulching bars and a restrictor bar are fitted to produce a finer mulch. The BV PRO has side shift to the right with a hydraulic side shift option.

SUGGESTED USE: Grass and green prunings up to 100mm diameter.
CONSTRUCTION: Low profile body, double skin, two mulching bars and one restrictor bar.
CONTROL: Manual side shift with optional hydraulic side shift.

DRIVE LINE: PTO drive shaft with durable safety cover, heavy duty gearbox fitted with in-built over run clutch, taper locked pulleys and electronically balanced rotor.
ATTACHMENT: Cat. I and II three point linkage, floating top link.
HEIGHT CONTROL: Roller (standard fitment).

MODEL	WORKING WIDTH	OFFSET		TRACTOR	PTO	ROTOR	BLADE QTY / TYPE	DIMENSIONS	WEIGHT
	MM	MM	MM	HP	RPM	RPM	06 HAMMERS	W X H X D	KG
BV170/06	1680	840 390	840 1290	75-130	540	1974	20	1947 x 1280 x 537	760
BV190/06	1860	930 480	930 1380	80-130	540	1974	22	2127 x 1280 x 537	840
BV210/06	2040	1020 570	1020 1470	85-130	540	1974	24	2307 x 1280 x 537	920

OPTION : DESCRIPTION	MODEL	CODE
HYDRAULIC SIDE SHIFT	ALL	N402686

NOTE: AN ADDITIONAL SURCHARGE OF \$500.00 (EX GST) APPLIES FOR MACHINERY ASSEMBLY



Nobili TBE Mulcher



Pictured: TBE222/06

The TBE Series mulchers are heavy duty offset machines with parallelogram arm ideal for council and contractor use in maintaining roadsides, parks and gardens. The TBE has a double skin and rounded HARDOX® steel skids for increased durability. Height control is maintained by a roller with removable ends for servicing.

SUGGESTED USE: Grass and green prunings up to 50mm diameter.
CONSTRUCTION: Low profile body, double skin & no opening tailboard.
DRIVE LINE: PTO drive shaft with durable safety cover, heavy duty oil bath gearbox, taper locked pulleys and electronically balanced rotor.

CONTROL: Hydraulic swing arm offset with spring loaded break away. Inclination adjustment: 65° below horizontal to 90° vertical.
ATTACHMENT: Cat. II three point linkage floating top link.
HEIGHT CONTROL: Roller (standard fitment).

MODEL	WORKING WIDTH	TRACTOR	PTO	ROTOR	BLADE QTY / TYPE	DIMENSIONS	WEIGHT
	MM	HP	RPM	RPM	06 HAMMERS	W X H X D	KG
TBE192/06	1900	80-130	540	2205	20	1979 x 1222 x 768	925
TBE222/06*	2200	90-150	540	2205	24	2423 x 1222 x 768	980
TBE242/06	2400	100-170	540	2205	26	2572 x 1222 x 768	1030

NOTE: AN ADDITIONAL SURCHARGE OF \$500.00 (EX GST) APPLIES FOR MACHINERY ASSEMBLY

*Available in left or right hand offset.

	01 - Y		012 - Y with Straight		06 - Cast Hammer
	Wood, Grass		Wood, grass, bushes, fine cutting		Wood, grass, light bushes
	2 x N1891018		2 x N1891018 1 x N130733		1 x N144370

Nobili Mulchers



Nobili Side Delivery System

The SDS is a side delivery system available on Nobili mulchers with 150, 180 and 210cm working widths. It discharges mulched product into rows under the canopies of orchards or vineyards. Single or double models available. Rear roller fitted as standard and hydraulic sideshift as standard on single side shift models.

MODEL CODE	WORKING WIDTH	TRACTOR HP	WEIGHT
SINGLE SDS	1520/1810/2100mm	40-95 HP	470/ 530/ 595 kg
DOUBLE SDS	1520/1810/2100mm	40-95 HP	450/ 515/ 565 kg



Nobili Swing Arm Disc

The Nobili hydraulic swing arm disc attaches to the BNE, BNU and VKD series mulchers allowing inter-row mulching close to the base of the plant without damaging the vine or tree.

MODEL CODE	WORKING WIDTH	TRACTOR HP	WEIGHT
N6202	620 mm	30 HP	81 kg



Nobili BPR Mulcher

The BPR mulcher features a double hitch that fits to the front or rear of the tractor. Ideal for shredding grass, bushes and green prunings up to 75mm. Rear roller with removable ends and hydraulic side shift fitted as standard.

MODEL CODE	WORKING WIDTH	TRACTOR RANGE	WEIGHT
BPR210	2095 mm	70-175 HP	870 kg
BPR240	2374 mm	80-175 HP	930 kg
BPR280	2793 mm	90-175 HP	1030 kg
BPR305	3034 mm	100-175 HP	1110 kg



Nobili TRP Mulcher

The tractor mounted Nobili TRP mulcher utilises a pick-up device that picks up and shreds pruning residues within orchards or vineyards. Available with optional hydraulic pickup.

MODEL CODE	WORKING WIDTH	TRACTOR RANGE	WEIGHT
TRP95	956 mm	60-120 HP	625 kg
TRP120	1200 mm	70-120 HP	790 kg
TRP145	1450 mm	80-120 HP	950 kg
TRP175	1730 mm	90-120 HP	1075 kg

Nobili Mulchers



Nobili TB10 Mulcher

The TB10 with parallelogram arm is designed for use with low horsepower tractors and ideal for maintaining roadsides, parks and gardens as well as shredding prunings up to 40mm. Rear roller fitted as standard (Right hand offset).

MODEL CODE	WORKING WIDTH	TRACTOR RANGE	WEIGHT
TB16	1600 mm	40-80 HP	480 kg
TB18	1800 mm	50-80 HP	520 kg



Nobili TBE10

The TBE 10 is a rugged, multi-purpose mulcher with parallelogram arm ideal for maintaining roadsides, parks and gardens as well as shredding prunings up to 40mm. Rear roller fitted as standard (Right hand offset).

MODEL CODE	WORKING WIDTH	TRACTOR RANGE	WEIGHT
TBE16	1531 mm	60-90 HP	744 kg
TBE20	1792 mm	70-110 HP	774 kg
TBE22	2144 mm	80-110 HP	804 kg



Nobili RSM Mulcher

The RSM is an articulated mulcher designed for maintenance by contractors for roadsides, parks and gardens, embankments and shredding green prunings up to 50mm. Left or right hand offset models available. Fitted with interchangeable wear plate as standard.

MODEL CODE	WORKING WIDTH	TRACTOR RANGE	WEIGHT
RSM180	1773 mm	65-120 HP	710 kg
RSM210	2121 mm	75-120 HP	810 kg



Nobili VKM Mulcher

The VKM is a multi purpose machine suited to orchard or roadside use and shredding green prunings up to 80cm. It is fitted with a double hood, hydraulic side shift and full width roller as standard.

MODEL CODE	WORKING WIDTH	TRACTOR RANGE	WEIGHT
VKM240	2374mm	80-130 HP	910 kg
VKM280	2793mm	90-150 HP	960 kg
VKM305	3034mm	100-150 HP	990 kg

A wide range of rotary hoes for tractors from 10 to 400HP and with models servicing a wide spectrum of working widths. More features and options allow farmers to match a Brevi rotary hoe to their specific application.

Breviglieri Rotary Hoes




Brevi Rotary Hoes


NOTE: GREEN SHADED MODELS ARE AVAILABLE ON INDENT ORDER ONLY

MODEL	HP	WORKING WIDTH (CM)	SIDE SHIFT	PTO RPM	SIDE DRIVE		BLADES FOR FLANGE	BLADE TYPE	ROTOR		
					CHAIN	GEARS			FLASH	SPIKES	BK
Rotary tillers with fixed frame or side shift											
B25S	10 - 30	85 - 105 - 125	Mechanical	540	Std	-	4	C	-	-	-
B35S	15 - 35	105 - 125 - 145	Mechanical	540	Std	-	4	C	-	-	-
B45S	20 - 50	125 - 145 - 165	Mechanical	540	Std	-	4	C	-	-	-
B40F	15 - 40	82 - 102 - 122 - 142 - 162		540	Std	-	4	C	-	-	-
B55F	25 -60	125 - 145 - 165 - 185	-	540	Std	Opt	4 - 6	C	-	-	-
B55S	25 - 60	145 - 165 - 185	Mechanical	540	Std	Opt	4 - 6	C	-	-	-
B60PS	30 - 70	125 - 145 - 165 - 185 - 205	-	540	Std	Opt	6	C	-	-	-
B60PL	30 - 70	130 - 155 - 185 - 205	-	540	Std	Opt	6	C	-	-	-
B60S	25 - 70	130 - 155 - 185 - 205	Hydraulic	540	-	Std	6	C	-	-	-
B60SA	25 - 70	130 - 155 - 185 - 205	Automatic	540	-	Std	6	C	-	-	-
B83	50 - 90	155 - 180 - 205 - 230	-	540	-	Std	6	C	-	-	-
B103V	50 - 100	185 - 205 - 230 - 250	-	540 /1000	-	Std	6	L	Opt	Opt (205-250)	-
B123V	60 - 120	205 - 230 - 250 - 280 - 300	-	540 /1000	-	Std	6	L	Opt	Opt	-
B170V	70 - 170	250 - 280 - 300	-	1000	-	Std	6	L	Opt (250,300)	Opt	Opt
B250V	100 - 250	250 - 280 - 300	-	1000	-	Std	6	L	-	Opt (250,300)	-
B300DT	150 - 300	360 - 400 - 460	-	1000	-	Std	6	L	-	Opt	Opt
Rotary tillers with folding frame											
DOBLE	150 - 300	360 - 400 - 460 - 500	-	1000	-	Std	6	L	-	Opt	Opt
MAXI DOBLE	200 - 400	460 - 500 - 560 - 630	-	1000	-	Std	6	L	-	Opt	Opt
Reverse rotation stone buriers											
SB35	12 - 25	85 - 105 - 125	Mechanical	540	Std	Opt	4	C	-	-	-
SB40	24 - 40	105 - 125 - 145 - 165	Mechanical	540	Std	Opt	6	C	-	-	-
SB60	35 - 50	145 - 165 - 185	-	540	Std	Opt	6	C	-	-	-
SB80	40 - 65	155 - 180 - 205	-	540	Std	Opt	6	C	-	-	-

Rotor with "C" helicoidal blades




Rotor with straight curled blades "BK"




Flange reinforcement



Conveyor disc



Rotor with spike blades "SPIKES"



Rotor with straight blades "FLASH"



Wheel track eradicator



Front depth wheel



Brevi Rotary Hoes

Breviglieri has a long history of innovation and development of top quality tillage machinery. Since 1949, Brevi have pursued and achieved continuous product innovation. The quality of their rotary hoes and power harrows speaks for itself. Silvan Australia has been proudly promoting the Breviglieri range since 2010.

The Brevi rotary hoe range is renowned for its high quality durable construction plus a range of options including interchangeable rotors to cage & packer style rollers. These can ensure that the right soil structure and condition can be created in a one-pass operation.

Brevi rotary hoe's & power harrows are engineered to suit tractors from 10 to 400 HP. Silvan Australia stock Breviglieri rotary hoes from 85cm to 6.3m folding machines. Power harrows from 1.5 to 7m working widths are also offered.

All machines in the Brevi range are designed and engineered for optimal results and efficiency.

Top quality Italian gearboxes built to ISO standards ensures robust and reliable operation and trouble free performance.

Up to 65mm clearance between the frame and blades allows tilled soil to flow smoothly.

A range of rotors, blades & roller options to match soil conditions.

TRANSMISSION

Gear drives are standard on 55-400 HP rotary hoes. Smaller units from 25 to 40 HP come standard with chain drives.

High quality oil seals in steel & rubber prevent external contamination from dust/water.



Silvan

Brevi B40F Rotary Hoes



Heavy
Duty



40 HP



2 Year
Warranty



Pictured: B40F-145

Rigid box construction rotary hoes suitable for ground preparation on small farms and market gardens.

FEATURES INCLUDE:

- 40 HP single speed gearbox.
- 82 - 162cm working widths.
- Side chain drive with auto tensioner.
- 4 C blades per flange.
- Cat I or II three point linkage.
- 1 3/8" 6 spline PTO with slip clutch.

MODEL	TRACTOR	WORKING WIDTH	TOTAL WIDTH	PTO	ROTOR	WORKING DEPTH	BLADE QTY / TYPE	BLADES PER FLANGE	WEIGHT
	HP	MM	MM	RPM	RPM	MM	C BLADES		KG
B40F-85	15-40	820	990	540	239	50 - 150	16	4	155
B40F-105	15-40	1020	1140				20		175
B40F-125	20-40	1220	1390				24		200
B40F-145	25-40	1420	1620				28		220
B40F-165	30-40	1620	1820				32		245

NOTE: AN ADDITIONAL SURCHARGE OF \$500.00 (EX GST) APPLIES FOR MACHINERY ASSEMBLY



Brevi B55F Rotary Hoes



Heavy
Duty



60 HP



2 Year
Warranty

Pictured: B55F-165

Rigid box construction rotary hoes suitable for medium sized farms and market gardens, preparation of ground and working in stubble and crop residues.

FEATURES INCLUDE:

- 60 HP single speed gearbox.
- 145 - 185cm working widths.
- Side gear drive.
- 6 C blades per flange.
- Cat I or II three point linkage.
- 1 3/8" 6 spline PTO with slip clutch.

MODEL	TRACTOR	WORKING WIDTH	TOTAL WIDTH	PTO	ROTOR	WORKING DEPTH	BLADE QTY / TYPE	BLADES PER FLANGE	WEIGHT
	HP	MM	MM	RPM	RPM	MM	C BLADES		KG
B55F-145	30 - 60	1450	1620	540	230	50 - 150	28	6	265
B55F-165	35 - 60	1650	1820				32		290
B55F-185	45 - 60	1850	2020				36		325

NOTE: AN ADDITIONAL SURCHARGE OF \$500.00 (EX GST) APPLIES FOR MACHINERY ASSEMBLY



Brevi B83 Rotary Hoes



Heavy
Duty



90 HP



2 Year
Warranty



Pictured: B83-205

FEATURES INCLUDE:

- 90 HP single speed gearbox.
- 155 - 230cm working widths.
- Side gear drive.
- CE safety guards.
- 6 C Blades per flange.
- Cat I (155), CAT II (180 - 230) three point linkage.
- 1 3/8" 6 spline PTO with slip clutch.

MODEL	TRACTOR	WORKING WIDTH	TOTAL WIDTH	PTO	ROTOR	WORKING DEPTH	BLADE QTY / TYPE	BLADES PER FLANGE	WEIGHT
	HP	MM	MM	RPM	RPM	MM	C BLADES		KG
B83-155	50 - 90	1590	1740	540	200	100 - 200	42	6	470
B83-180	50 - 90	1890	2040				48		520
B83-205	60 - 90	2090	2240				54		550
B83-230	70 - 90	2310	2450				60		590

OPTION : DESCRIPTION	MODEL	CODE
FRONT DEPTH WHEELS	ALL	B0040264

NOTE: AN ADDITIONAL SURCHARGE OF \$500.00 (EX GST) APPLIES FOR MACHINERY ASSEMBLY

Brevi B103 Rotary Hoes



Heavy
Duty



100 HP




2 Year
Warranty



Pictured: B103V-250



Straight blade Flash Rotor
for dry clay soils
or seedbed preparation



Spike blades for very dry
or stony soil

FEATURES INCLUDE:

- 100 HP multi speed gearbox (540 RPM).
- 155 - 250 cm working widths.
- 6 L blades per flange.
- Side gear drive.
- CE safety guards.
- Rear door with spring & pin adjustment.
- Floating front hitches.
- 1 3/8" 6 spline PTO with slip clutch.

MODEL	TRACTOR	WORKING WIDTH	TOTAL WIDTH	PTO	ROTOR RPM	WORKING DEPTH	BLADE QTY / TYPE	BLADES PER FLANGE	WEIGHT
	HP	MM	MM	RPM	MULTISPEED	MM	L BLADES		KG
B103V-155	50 - 100	1570	1760	540	138 - 238 - 301	100 - 250	36	6	590
B103V-185	50 - 100	1880	2070				42		630
B103V-205	60 - 100	2080	2270				48		660
B103V-230	70 - 100	2340	2530				54		690
B103V-250	75 - 100	2540	2730				60		720

OPTION : DESCRIPTION	MODEL	CODE
FRONT DEPTH WHEELS	ALL	BZ1400163
PAIR OF SIDE DISCS	ALL	B8201490
WHEEL TRACK ERADICATOR (EACH)	ALL	BZ1400155

NOTE: AN ADDITIONAL SURCHARGE OF \$500.00 (EX GST) APPLIES FOR MACHINERY ASSEMBLY



Brevi B123 Rotary Hoes



Heavy
Duty




120 HP



2 Year
Warranty



Pictured: B123V-250



Spike blades for very dry
or stony soil



Straight blade Flash Rotor
for dry clay soils
or seedbed preparation

FEATURES INCLUDE:

- 120 HP multi speed gearbox with rear PTO (540 RPM).
- 205 - 300cm working widths.
- 6 L blades per flange.
- Side gear drive.
- CE safety guards.
- Floating front hitches.
- 1 3/8" 6 spline PTO with slip clutch.

MODEL	TRACTOR	WORKING WIDTH	TOTAL WIDTH	PTO	ROTOR RPM	WORKING DEPTH	BLADE QTY / TYPE	BLADES PER FLANGE	WEIGHT
	HP	MM	MM	RPM	MULTISPEED	MM	L BLADES		KG
B123V-205	60 - 120	2080	2270	540	214 - 240 - 302	100 - 250	48	6	700
B123V-230	60 - 120	2340	2530				54		750
B123V-250	70 - 120	2540	2730				60		820
B123V-300	90 - 120	3040	3230				72		890
CAGE ROLLER 405MM									
B123V-205CR	60 - 120	2080	2270				48		860
B123V-230CR	60 - 120	2340	2530				54		910
B123V-250CR	70 - 120	2540	2730				60		970
B123V-300CR	90 - 120	3040	3230				72		1080

OPTION : DESCRIPTION	MODEL	CODE
FRONT DEPTH WHEELS	ALL	BZ1400163
PAIR OF SIDE DISCS	ALL	B8201490
WHEEL TRACK ERADICATOR (EACH)	ALL	BZ1400155

NOTE: AN ADDITIONAL SURCHARGE OF \$500.00 (EX GST) APPLIES FOR MACHINERY ASSEMBLY



Brevi B170 Rotary Hoes



Heavy
Duty




170 HP



2 Year
Warranty



Pictured: B170V-300PR



Spike blades for very dry
or stony soil



Straight blade Flash Rotor
for dry clay soils
or seedbed preparation

Heavy duty rotary hoes intended for large farms, specialised operations and contractors. They are designed to work in heavy conditions with a wide choice of accessories. The versatility allows better tillage results on many ground types.

FEATURES INCLUDE:

- 170 HP multispeed gearbox with rear PTO (1000 RPM).
- 250 - 300cm working widths.
- 6 L blades per flange.
- Side gear drive.
- CE safety guards.
- Floating front hitches.
- Rear door with spring & pin adjustment.
- 1 3/8" 21 spline PTO with slip clutch.

MODEL	TRACTOR	WORKING WIDTH	TOTAL WIDTH	PTO	ROTOR RPM	WORKING DEPTH	BLADE QTY / TYPE	BLADES PER FLANGE	WEIGHT
	HP	MM	MM	RPM	MULTISPEED	MM	L BLADES		KG
B170V-250	70 - 170	2540	2740	1000	223 - 278 - 310	100 - 200	60	6	990
B170V-280	90 - 170	2800	3000				66		1080
B170V-300	100 - 170	3040	3240				72		1160
CAGE ROLLER 450MM									
B170V-250CR	70 - 170	2540	2740				60		1100
B170V-280CR	90 - 170	2800	3000				66		1200
B170V-300CR	100 - 170	3040	3240				72		1290
PACKER ROLLER 464MM									
B170V-250PR	70 - 170	2540	2740				60		1280
B170V-280PR	90 - 170	2800	3000				66		1360
B170V-300PR	100 - 170	3040	3240				72		1450

OPTION : DESCRIPTION	MODEL	CODE
FRONT DEPTH WHEELS	ALL	B5500298
PAIR OF SIDE DISCS	ALL	B8201366
WHEEL TRACK ERADICATOR (EACH)	ALL	BE1600024
DOUBLE FLANGE (EACH)	ALL	B4000418

NOTE: AN ADDITIONAL SURCHARGE OF \$500.00 (EX GST) APPLIES FOR MACHINERY ASSEMBLY



Brevi B300DT Rotary Hoes



Heavy
Duty



300 HP



2 Year
Warranty



Pictured: B300DT-4000CR

Dual drive fixed rotary hoes designed for large farms and contractors. The B300DT features DuoCone seals and Hardox® steel rotor flanges for durability.

FEATURES INCLUDE:

- 300 HP single speed gearbox with rear PTO (1000 RPM).
- 360 - 400cm working widths.
- 6 L blades per flange.
- Side gear drive. (Dual drive)
- 1 3/4" 20 spline PTO with cam clutch.
- CE safety guards.
- Floating front hitches.
- Rear door with spring & pin adjustment.
- Cat III (Suited to ASAE quick hitch).
- Wheel track eradicators

MODEL	TRACTOR	WORKING WIDTH	TOTAL WIDTH	PTO	ROTOR RPM	WORKING DEPTH	BLADE QTY / TYPE	BLADES PER FLANGE	WEIGHT
	HP	MM	MM	RPM	RPM	MM	L BLADES		KG
B300DT-360	150 - 300	3570	3910	1000	259	100 - 200	84	6	1700
B300DT-400	180 - 300	3970	4310				96		1850
CAGE ROLLER 450MM									
B300DT-3600R	150 - 300	3570	3910				84		1960
B300DT-4000R	180 - 300	3970	4310				96		2130
PACKER ROLLER 500MM									
B300DT-360PR	150 - 300	3570	3910				84		2180
B300DT-400PR	180 - 300	3970	4310				96		2400

OPTION : DESCRIPTION	MODEL	CODE
PAIR OF SIDE DISCS	ALL	B8201366

NOTE: AN ADDITIONAL SURCHARGE OF \$500.00 (EX GST) APPLIES FOR MACHINERY ASSEMBLY



Brevi Doble Folding Rotary Hoes



Pictured: DOBLE-360

The Doble rotary hoe is well suited to rugged conditions such as sugar cane, cotton, broadacre and large vegetable farms. It's purpose built with two robust side frames that hydraulically fold for transport and storage.

FEATURES INCLUDE:

- 300HP single speed gearbox (1000 RPM).
- 360 - 400cm working widths.
- 6 L blades per flange with double flanges.
- Transport width 268cm.
- Side gear drives.
- 1 3/4" 20 spline PTO with cam clutch.
- Store folded.
- Side discs.
- Wheel track eradicators.

MODEL	TRACTOR	WORKING WIDTH	FOLDED WIDTH FOR TRANSPORT	PTO	ROTOR RPM	WORKING DEPTH	BLADE QTY / TYPE	BLADES PER FLANGE	WEIGHT
	HP	MM	MM	RPM	RPM	MM	L BLADES		KG
DOBLE-360	150 - 300	3600	2680	1000	259	100 - 200	84	6	2070
DOBLE-400	180 - 300	4000					96		2180
CAGE ROLLER 450MM									
DOBLE-360CR	150 - 300	3600					84		2370
DOBLE-400CR	180 - 300	4000					96		2540
PACKER ROLLER 500MM									
DOBLE-360PR	150 - 300	3600					84		2580
DOBLE-400PR	180 - 300	4000					96		2800

NOTE: AN ADDITIONAL SURCHARGE OF \$500.00 (EX GST) APPLIES FOR MACHINERY ASSEMBLY

Brevi Maxi Doble Folding Rotary Hoes



Pictured: DOBLE-630

The Maxi Doble rotary hoe is well suited to rugged conditions such as sugar cane, cotton, broadacre and large vegetable farms. It can be hydraulically folded for transport, storage and maintenance. The range features DuoCone seals and Hardox® rotor flanges.

FEATURES INCLUDE:

- 350HP single speed gearbox (1000 RPM) on Doble 460 - 560 (400HP on Doble 630).
- 460 - 630cm working widths.
- 6 L blades per flange with double flanges.
- Transport width 268cm.
- Side gear drives.
- 1 3/4" 20 spline PTO with cam clutch.
- Store folded.
- Side discs.
- Wheel track eradicators.

MODEL	TRACTOR	WORKING WIDTH	FOLDED WIDTH FOR TRANSPORT	PTO	ROTOR	WORKING DEPTH	BLADE QTY / TYPE	BLADES PER FLANGE	WEIGHT
	HP	MM	MM	RPM	RPM	MM	L BLADES		KG
DOBLE-460	200 - 350	4600	2680	1000	239	100 - 200	108	6	2400
DOBLE-500	220 - 350	5000					120		2480
DOBLE-560	220 - 350	5600					132		2600
DOBLE-630	220 - 400	6320					156		2780
CAGE ROLLER 450MM									
DOBLE-460CR	200 - 350	4600					108		2680
DOBLE-500CR	220 - 350	5000					120		2840
DOBLE-560CR	220 - 350	5600					132		3050
DOBLE-630CR	220 - 400	6320					156		3290
PACKER ROLLER 500MM									
DOBLE-460PR	200 - 350	4600					108		2980
DOBLE-500PR	220 - 350	5000					120		3070
DOBLE-560PR	220 - 350	5600					132		3340
DOBLE-630PR	220 - 400	6320					156		3880

NOTE: AN ADDITIONAL SURCHARGE OF \$500.00 (EX GST) APPLIES FOR MACHINERY ASSEMBLY

Silvan Bedformers & Accessories



Silvan Bedformers

Silvan Bedformers create uniform, level, full width beds with consistent bed compaction in one pass and are fitted to your choice of Italian made Brevi rotary hoes or power harrows.

The bed former floats are manufactured out of 10mm plate and incorporate an easy flow through design. For extra strength all units are seam welded except for the skid plates, which are stitch welded for easy removal. Tailgates are fully enclosed to minimise soil and water collection to avoid rust and customised to match any seed bed profile.

- Bed formers are custom built in Melbourne on quality Breviglieri rotary hoes and power harrows to suit most applications
- Floats fabricated from 10mm plate
- All fully seam welded for strength
- Skid plates stitch welded for easy replacement
- Tail gates fully enclosed to avoid trapping corrosion-causing moisture
- Optional: Bisalloy and HARDOX® steel skids



Brevi Stone Burier

Ideal where stony soil is a problem, the stone burier uses over sized parts making it very tough and dependable.

MODEL CODE	WORKING WIDTHS	TRACTOR RANGE	WEIGHT
SB35	85-125 cm	12-35 HP	245-295 kg
SB40	105-165 cm	25-40 HP	375-460 kg
SB60	145-185 cm	35-50 HP	485-550 kg
SB80	155-205 cm	40-65 HP	670-770 kg



Brevi Inter-row Tiller

Brevi's inter-row tillers shred, scarify and aerate the surface layers of the soil, improving its fertility and reducing the need for herbicides and pesticides.

MODEL CODE	WORKING WIDTHS	TRACTOR RANGE	ELEMENT WIDTHS
M21-2	165-440 cm	15-40 HP	30-50 cm
MBE3	165-440 cm	30-80 HP	25-70 cm
MG4	165-330 cm	40-80 HP	25-90 cm

Brevi Power Harrows

Brevi's power harrow range offer features that include phased rotors, robust gearboxes and gear drives. Selected models have a combination seeder option for tillage and seeding in one pass.






Brevi Power Harrows

NOTE: BURGUNDY SHADED MODELS AVAILABLE ON INDENT ORDER ONLY

MODEL	HP	WORKING WIDTH (CM)	SUPERFAST BLADES	ROTOR BEARINGS	REAR PTO
Power harrows with fixed frame					
MF80	30 - 80	110 - 130 - 150 - 170 - 190	-	Ball	-
MF100	60 - 100	200 - 230 - 250 - 300	-	Ball	Opt
MF120	90 - 120	250 - 300	Opt	Ball	Std
MF150	100 - 150	250 - 300	Opt	Ball	Std
MF170	100 - 170	300 - 350 - 400	Opt	Ball	Std
MF220	140 - 220	300 - 350 - 400 - 450	Opt	Ball	Std
Power harrows with folding frame					
MekFold180	100 - 180	340 - 410 - 460	-	Ball	-
MekFold220	130 - 220	400 - 500	Opt	Ball	-
MekFold260	140 - 260	400 - 450 - 500 - 600	Opt	Ball	-
MekFold300	160 - 300	500 - 600 - 700	Opt	Ball	-
MekFold350	180 - 350	500 - 600 - 700	Opt	Taper roller	-

MODEL	ROLLER ADJUSTMENT			COMBI-SEED DRILL
	PINS	BOLTS	HYDRAULIC	LUCKYSEM
Power harrows with fixed frame				
MF80	Std	Opt	-	-
MF100	Std	Opt	Opt	-
MF120	Std	Opt	Opt	Opt
MF150	Std	Opt	Opt	Opt
MF170	Std	Opt	Opt	Opt
MF220	Std	Opt	Opt	Opt
Power harrows with folding frame				
MekFold180	-	Std	Opt	-
MekFold220	-	Std	Opt	-
MekFold260	-	Std	Opt	-
MekFold300	-	-	Std	-
MekFold350	-	-	Std	-

SUPERFAST® - OPTIONAL QUICK REPLACEMENT BLADE SYSTEM		LENGTH (MM)	THICKNESS (MM)
	Mekfarmer 80 - 100	270	12
	Mekfarmer 120 - 220	300	15
	Mekfold 180	270	12
	Mekfold 220 - 350	300	15

OPTIONAL LUCKYSEM SEEDER ATTACHMENT		LUCKYSEMV250	LUCKYSEMV300
 	Working width	2500 mm	3000 mm
	Inter row spacing	125 mm	125 mm
	Hopper capacity	420 litre	520 litre
	Number of rows	20	24

Brevi Power Harrows

Silvan's Brevi range offers features to help you select a power harrow to suit your specific needs. These include phased rotors, Superfast quick release blade options, adjustable hitches, hydraulic folding, robust gearboxes, and gear drives. Backed by a two year manufacturer's warranty, you can be confident your Brevi power harrow will last in the toughest conditions.

Bolted gearcase allows simplified maintenance access. Individual bearing caps for simple bearing replacement.

A durable box-section construction with a square front bar, side bars and the 3 point headstock with the gearbox form a heavy-duty assembly.

Floating hitch system to better follow ground contours.

Brevi power harrows have phased rotors assembled in a helical arrangement rather than the traditional crisscross rotation. This reduces absorption of power and fuel consumption, eliminates machine vibrations and enables better soil crumbling.



Performance based gearboxes built to ISO standards ensures robust and reliable operation.



A pin or screw depth adjustment levelling bar is fitted for better control of soil clod crumbling, refining and even distribution.

Oil seals in steel and rubber prevent any external contamination from dust or water.



MekFarmer 80/100 Power Harrows



Heavy
Duty



80/100 HP



2 Year
Warranty

Pictured: MF80-170CR

FEATURES INCLUDE:

- 80HP single speed gearbox (540 RPM) or 100HP two speed gearbox (540 RPM).
- Phased rotors - 200mm pitch.
- Headstock centre mounted.
- Leveling bar standard.
- Floating side shields.
- 1.5 - 2.3m working widths.
- 1 3/8" 6 spline PTO with slip clutch.

PHASED ROTOR BENEFITS:

- Reduces the absorption of power and fuel consumption.
- Eliminates vibrations.
- Better soil crumbling.

MODEL	TRACTOR	WORKING WIDTH	TOTAL WIDTH	PTO	ROTOR	WORKING DEPTH	BLADE	WEIGHT
	HP	MM	MM	RPM	RPM	MM	QTY	KG
CAGE ROLLER 370MM MF80 / 405MM MF100				540		80 - 270		
MF80-150CR	50 - 80	1480	1530		324		14	405
MF80-170CR	60 - 80	1680	1730				16	440
MF100-200CR	60 - 100	2060	2150		310 / 276 - 2 Speed 540 rpm gearbox		20	700
MF100-250CR	70 - 100	2460	2550				24	770
PACKER ROLLER 406MM								
MF80-150PR	50 - 80	1480	1530		324		14	485
MF80-170PR	60 - 80	1680	1730				16	530
MF100-200PR	60 - 100	2060	2150		310 / 276 - 2 Speed 540 rpm gearbox		20	780
MF100-250PR	70 - 100	2460	2550				24	880

OPTION : DESCRIPTION	MODEL	CODE
STONE COLLAR PROTECTION (EACH)	ALL	B4000331
WHEEL TRACK ERADICATOR (EACH)	ALL	B1600024

NOTE: AN ADDITIONAL SURCHARGE OF \$500.00 (EX GST) APPLIES FOR MACHINERY ASSEMBLY



MekFarmer 150 Power Harrows



Pictured: MF150-250CR

FEATURES INCLUDE:

- 150HP single speed gearbox (540 RPM).
- Phased rotors.
- Stone protection system.
- Leveling bar standard
- Floating side shields.
- 2.5 - 3.0m working widths.
- 1 3/8" 6 spline PTO with slip clutch.

PHASED ROTOR BENEFITS:

- Reduces the absorption of power and fuel consumption.
- Eliminates vibrations.
- Better soil crumbling.

MODEL	TRACTOR	WORKING WIDTH	TOTAL WIDTH	PTO	ROTOR	WORKING DEPTH	BLADE	WEIGHT
	HP	MM	MM	RPM	RPM	MM	QTY	KG
CAGE ROLLER 405MM				540/1000	348	80 - 270		
MF150-250CR	100 - 150	2460	2520				14	405
MF150-300CR	110 - 150	2940	3000				16	440
PACKER ROLLER 406MM								
MF150-250PR	100 - 150	2460	2520				14	485
MF150-300PR	110 - 150	2940	3000				16	530

DESCRIPTION	MODEL	CODE
SUPER FAST BLADE SYSTEM	ALL	
WHEEL TRACK ERADICATOR (EACH)	ALL	B1600024

NOTE: AN ADDITIONAL SURCHARGE OF \$500.00 (EX GST) APPLIES FOR MACHINERY ASSEMBLY

MekFarmer 220 Power Harrows



Heavy
Duty



220 HP



2 Year
Warranty



Pictured: MF220-400PR

FEATURES INCLUDE:

- 220 HP two speed gearbox (1000 RPM).
- Phased rotors.
- Stone protection system.
- Leveling bar standard.
- Floating side shields.
- 1 3/8" 21 spline PTO with slip clutch.
- 3 - 4.5m working widths.

PHASED ROTOR BENEFITS:

- Reduces the absorption of power.
- Eliminates vibrations.
- Better soil crumbling.

MODEL	TRACTOR	WORKING WIDTH	TOTAL WIDTH	PTO	ROTOR	WORKING DEPTH	BLADE	WEIGHT
	HP	MM	MM	RPM	RPM	MM	QTY	KG
CAGE ROLLER 450 MM				1000	370 / 332	100 - 300		
MF220-300CR	140-220	2940	3000				24	1280
MF220-350CR	150-220	3420	3500				28	1470
MF220-400CR	170-220	3900	4000				32	1610
MF220-450CR	180-220	4380	4440				36	1730
PACKER ROLLER 500 MM								
MF220-300PR	140-220	2940	3000				24	1480
MF220-350PR	150-220	3420	3500				28	1630
MF220-400PR	170-220	3900	4000				32	1790
MF220-450PR	180-220	4380	4440				36	1960
CAGE ROLLER 450 MM WITH SUPERFAST BLADES								
MF220-300SCR	140-220	2940	3000				24	1280
MF220-350SCR	150-220	3420	3500				28	1470
MF220-400SCR	170-220	3900	4000				32	1610
MF220-450SCR	180-220	4380	4440				36	1730
PACKER ROLLER 500 MM WITH SUPERFAST BLADES								
MF220-300SPR	140-220	2940	3000				24	1480
MF220-350SPR	150-220	3420	3500				28	1630
MF220-400SPR	170-220	3900	4000				32	1790
MF220-450SPR	180-220	4380	4440				36	1960

DESCRIPTION	MODEL	CODE
WHEEL TRACK ERADICATOR (EACH)	ALL	B1600024

NOTE: AN ADDITIONAL SURCHARGE OF \$500.00 (EX GST) APPLIES FOR MACHINERY ASSEMBLY



MekFold 260/300/350 Power Harrows



Heavy
Duty



260/300
/350 HP



2 Year
Warranty



Pictured: MEKFOLD260-500CR

FEATURES INCLUDE:

- 260/300/350 HP single speed gearbox (1000 RPM).
- Phased rotors.
- Stone protection system.

- Leveling bar standard.
- Floating side shields.
- Folded width 250cm.
- 4 - 7m working widths.

- 450mm Cage roller standard.
- Konic - tapered roller bearings on MEKFOLD350.
- 1 3/4" 20 spline PTO with cam clutch.

MODEL	TRACTOR	WORKING WIDTH	FOLDED WIDTH FOR TRANSPORT	PTO	ROTOR	WORKING DEPTH	BLADE	WEIGHT
	HP	MM	MM	RPM	RPM	MM	QTY	KG
MEKFOLD 260 WITH 450 MM CAGE ROLLER			2500	1000	324 / 363	100 - 300		
MEKFOLD260-400CR	140-260	4000					32	2250
MEKFOLD260-500CR	160-260	4960					40	2570
MEKFOLD260-600CR	180-260	5920					48	2880
MEKFOLD 300 WITH 450 MM CAGE ROLLER								
MEKFOLD300-500CR	160-300	4960					40	2800
MEKFOLD300-600CR	180-300	5920					48	3140
MEKFOLD300-700CR	190-300	6880					56	3510
MEKFOLD 350 WITH 450 MM CAGE ROLLER								
MEKFOLD350-500CR	180-350	4960					40	2870
MEKFOLD350-600CR	220-350	5920					48	3230
MEKFOLD350-700CR	250-350	6880					56	3610

NOTE: AN ADDITIONAL SURCHARGE OF \$500.00 (EX GST) APPLIES FOR MACHINERY ASSEMBLY

Spreaders & Implements



SP 150 Spreader



Pictured: SP150

APPLICATION: The SP150 trailed ATV spreader is ground driven and designed for spreading fertiliser on sporting fields, lawn and pasture. It is ideal for towing behind compact tractors and ATV motorbikes.

CONSTRUCTION: The hopper is manufactured from a single piece of spun seamless steel. The support frame is constructed of pressed and tubular steel.

DRIVELINE: Two piece cast aluminium gearbox with constant drive, one driven wheel, one free wheel.

6.00 x 15" pneumatic tyres.

CONTROL: One single lever for rate control, with mechanical spindle agitator.

ATTACHMENT: Adjustable draw bar with 5 height positions and 15mm diameter tow pin.

MODEL CODE		SP150
Capacity*		144 litres
Width of throw**		2-6m
Overall Dimensions	Length	1400 mm
	Width	900 mm
	Height	1350 mm
	Weight	61 kg

* Capacity will vary according to the type of fertiliser used.

** Variable according to speed and type of fertiliser.

TSP Spreader



Spread
6-18m



Hopper
345L



Pictured:
TSP-500

APPLICATION:

The TSP Trailed Spreader is ground driven and designed for spreading fertiliser and fine seed on sporting fields, lawns and pastures. It is ideal for towing behind compact tractors and some ATV motorbikes.

CONSTRUCTION:

The hopper is made from corrosion resistant UV stabilised polyethelene.

DRIVE LINE:

Differential type gearbox ground drive with neutral position.

CONTROL:

One manual control lever is calibrated for quantity of application and a second control lever offers three settings for spreading pattern, left, right and full.

MODEL CODE		TSP-500
Capacity*		345 litres
Max. Load Capacity*		450 kg
Width of throw**		6-18m
Overall Dimensions	Length	2000 mm
	Width	1300 mm
	Height	1190mm
	Weight	119 kg

* Capacity will vary according to the type of fertiliser used. ** Variable according to speed and type of fertiliser.

Poly Hopper Spreader



Pictured: PL-500

APPLICATION: Suitable for small to medium spreading applications and are capable of spreading a wide variety of products including fertiliser and seed.

CONSTRUCTION: The hopper is corrosion resistant UV stabilised polyethylene with stainless steel metering & spreading discs.

ATTACHMENT: Cat. I three point linkage.

DRIVE LINE: PTO drive shaft with safety cover - grease packed single speed gearbox with cast aluminium housing, 1:1 ratio - vertical output shaft to spinner and agitator.


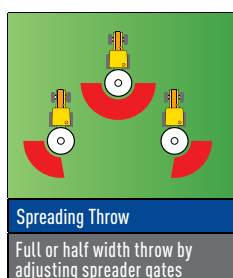
CONTROL: One manual control lever is calibrated for quantity of application and a second control lever offers three settings for spreading pattern left, right and full.

MODEL CODE		PL-500
Capacity*		345 litres
Width of throw**		6-18m
Overall Dimensions	Length	1100 mm
	Width	1130 mm
	Height	1000 mm
	Weight	63 kg

ORDERED UNASSEMBLED IN LOTS OF 5	MODEL CODE
	PL500BULK5
OPTIONAL ACCESSORIES	CODE
One sided conveyor	620102
Two sided conveyor	620106
Agitator	619012
Hopper grid cover	642010
Hydraulic control	619010
Hopper cover	902003

* Capacity will vary according to the type of fertiliser used.

** Variable according to speed and type of fertiliser.



SX Spreader



Pictured: SX-500GALHOP

APPLICATION:

Suitable for small to medium spreading applications and are capable of spreading a wide variety of products including fertiliser and seed.

CONSTRUCTION:

The galvanised hopper is manufactured from a single piece of spun, seamless steel. The support frame is constructed of pressed and tubular steel.

ATTACHMENT:

Cat. I three point linkage.

DRIVE LINE:

PTO drive shaft with safety cover - grease packed single speed gearbox with cast aluminium housing, 1:1 ratio - vertical output shaft to spinner and agitator.

CONTROL:

One manual control lever is calibrated for quantity of application and a second control lever offers three settings for spreading pattern, left, right and full.

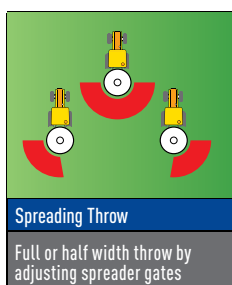
MODEL CODE		SX-500GALHOP
Capacity*		345 litres
Width of throw**		6-18m
Overall Dimensions	Length	1180 mm
	Width	1190 mm
	Height	1180 mm
	Weight	67 kg

ORDERED UNASSEMBLED IN LOTS OF 5	MODEL CODE
	SX-500GALBULK

OPTIONAL ACCESSORIES	CODE
Side throw conveyor	PAX26
Agitator	PAX20

* Capacity will vary according to the type of fertiliser used.

** Variable according to speed and type of fertiliser.



SQTF Oscillating Spreader



Orchards



Pasture



Spread
5-14m



Hopper
400 to 1000L



Pictured: RON-SQTF1000 with optional hydraulic control

APPLICATION:

The oscillating spreader is designed for precise application of fertiliser and seed at medium to low rates. The oscillating spout will apply product accurately from 5 to 14 metres depending on material being spread as well as left or right hand banding. Spreader is supplied with spouts for banded spreading for either 3 metre or 7 metre wide rows. (Note: Banded spreading will still allow some product to spread in centre)

DRIVE LINE:

Quality PTO driveshaft with approved safety cover. Continuous stroke flywheel with spring loaded drive coupling. Oscillating mechanism operates in oil bath for long service life.

CONTROL:

Single lever control for adjusting spreading volumes. Two spouts supplied for banding. Long agitator supplied as standard.

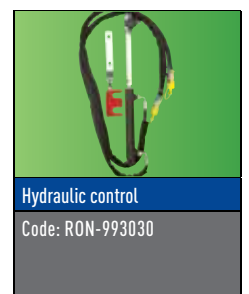
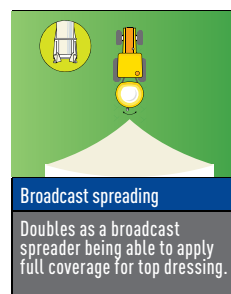
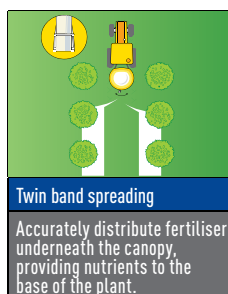
CONSTRUCTION:

Heavy duty construction for long service life. The hopper is manufactured from non-corrosive UV stabilised impact resistant polyethylene. The frame is made of galvanised, high strength tubular steel. Spout formed from fibreglass reinforced nylon.

MODEL	CAPACITY	WIDTH OF THROW	DIMENSIONS	WEIGHT
	LITRES		L X W X H MM	KG
RON-SQTF400	400	6 - 14 metres	1100 x 1100 x 930	104
RON-SQTF800	820		1510 x 1510 x 1090	154
RON-SQTF1000	1000		1510 x 1510 x 1190	156

OPTIONS: DESCRIPTION	MODEL	CODE
Hydraulic Control	800 & 1000 litres	RON-993030
Hopper Cover	800 litres	RON-9980014
	1000 litres	RON-991000150

* Capacity will vary according to the type of fertiliser used. ** Variable according to speed and type of fertiliser.



CA Twin Disc Spreader



Vineyards



Pasture



Spread
10-24m**



Hopper
900 to 2000L



Pictured: DCM-CA900X with optional 600L extension and hopper cover

- APPLICATION:** A versatile spreader suited to pasture and horticulture applications.
- CONSTRUCTION:** Stainless steel spreading components and hopper plus oil bath transmission. Powder coated frame.
- ATTACHMENT:** Cat. I & II three point linkage.
- DRIVE LINE:** PTO Driven.
- CONTROL:** Left and right independent hydraulic controls with double acting rams.

- FILTERS:** Stainless steel filter screen to prevent fertiliser lumps blocking the gates.

DIMENSIONS:	L (mm)	W (mm)	H (mm)	kg (dry)
900L	1400	1800	990	192
1200L	1400	1800	1160	210
1500L	1400	2200	1230	230
2000L	1400	2200	1410	255

MODEL DESCRIPTION:	CODE
900L CA SPREADER: STAINLESS STEEL HOPPER, HYDRAULIC CONTROLS	DCM-CA900X
OPTIONS:	CODE
300L EXTENSION STAINLESS STEEL (1200L CAPACITY)	DCM-612240400
600L STAINLESS STEEL EXTENSION (1500L CAPACITY)	DCM-612240600
1100L STAINLESS STEEL EXTENSION (2000L CAPACITY)	DCM-612242000
HOPPER COVER (CA 900 & 1200L)	DCM-612200900
HOPPER COVER (CA 1500 & 2000L)	DCM-612201800A
DOUBLE SIDED CONVEYOR (2-5M BANDING)	DCM-612240001A

NOTE: AN ADDITIONAL SURCHARGE OF \$500.00 (EX GST) APPLIES FOR MACHINERY ASSEMBLY

* Capacity will vary according to the type of fertiliser used. ** Variable according to speed and type of fertiliser.



Hopper Cover

DCM-612200900 / DCM-612201800A



Two Sided Conveyor

DCM-612240001A



Calibration app

Download the free app from iTunes & Google Play Store



Banding

Banded spreading width up to 5m



Pictured: SV180-1

APPLICATION: The Silvan Volumex range uses a patented design to accurately distribute granulated fertiliser, insecticides, herbicides and seeds. The volumetric conveyor belt and calibrated metering adjustments ensure that product is applied at correct doses. Each Volumex distributor permits fitment of two dropper hoses which direct the measured product exactly where it is required.

CONSTRUCTION: The hopper is constructed from stainless steel and the distributor from non-corrosive polypropylene.

DRIVE LINE: Optional 12V single speed or vari speed motor - polypropylene gear drive to conveyor belt. (NOT SUPPLIED WITH UNIT).

CONTROL: Precision calibrated manual adjustment dial - optional 12V vari speed motor adjustable from tractor cab.

ATTACHMENT: Compact size allows easy attachment to many types of equipment.

MODEL	CAPACITY	DIMENSIONS	DISTRIBUTORS / OUTLETS
	LITRES	L X W X H MM	
MV12-1	12	190 x 395 x 380	1 / 2
SV100-1	100	730 x 370 x 580	
SV100-2			2 / 4
SV180-1	180	735 x 510 x 710	1 / 2
SV180-2			2 / 4
SV180-3			3 / 6

NOTE: MOUNTING BRACKETS AND HOSES NOT SUPPLIED WITH VOLUMEX

12 VOLT DRIVE MOTOR IS NOT SUPPLIED WITH THE VOLUMEX APPLICATOR. IF REQUIRED, PLEASE SELECT FROM OPTION LIST BELOW

OPTIONS			
CODE	FOR USE WITH	DESCRIPTION	RPM / SPEED
MV-SS	MV12-1	MICRO VOLUMEX	SINGLE SPEED
MV-VS		MICRO VOLUMEX VARI-SPEED	3 - 20 RPM
MV-VS2			3 - 35 RPM
SV-VS	SV100 & SV180	VOLUMEX VARI SPEED (SUITS UP TO 6 DISTRIBUTORS)	3 KM/H
SV-VS/12KM			12 KM/H



Pictured: 155SF1G

All round farm use for carrying various items such as fertiliser, fencing equipment, firewood, tools, spot sprayers etc.

CONSTRUCTION

50mm x 50mm RHS back frame and
50mm x 50mm angle floor frame.

DECK

FINISH

MOUNTING

Replaceable bolt-on checker plate floor.

Galvanised.

Cat. I TPL linkage.

MODEL CODE	155SF1G	155SF2G
Size	4' x 3'	6' x 3'6"
Floor material	Checker plate steel	Checker plate steel
Weight	62 kg	90 kg
Capacity	400 kg	500 kg

Package of 5 units

155SF1GBULK

Post Hole Digger



2 Year
Warranty



Australian
Made

Ideally suited for a variety of farming purposes including digging post holes and tree planting on lifestyle, medium acreage, broadacre, viticulture and horticultural farms.

Double cut auger option from 6" to 24" are available. (see below)

GEARBOX RATIO

23.18:1 – clockwise rotation.

PTO

40 - 75HP: Series 4.

CLUTCH

2 x 150mm friction plates (40/50HP), 2 x 200mm friction plates (75HP).

MAIN FRAME

75 x 75 x 4mm RHS (158PHD30),
100 x 100 x 5mm RHS.

MOUNTING

Cat. I TPL with Cat. II bushes supplied.

EFFECTIVE DIGGING DEPTH

1m.

MODEL	TRACTOR HP	WEIGHT KG
158PHD30	40	95
159PHD40		102
160PHD50	50	107
161PHD75	75	126

AUGERS ARE NOT SUPPLIED WITH THE POST HOLE DIGGER. IF REQUIRED, PLEASE SELECT FROM OPTION LIST BELOW.

Pictured: 40 HP Post Hole Digger with optional auger. (158PHD30)

Double Cut Augers

Silvan offer a high quality range of augers which feature 6mm flighting and alloy plate boring heads with double cutting edges for greater drilling effectiveness.

CONSTRUCTION

50mm pipe with 6mm flighting and alloy plate boring head.

FINISH

Premium enamel top coat.

OPTIONS			
CODE	AUGER DIAMETER (INCHES - MM)	NUMBER OF FLIGHTS	WEIGHT KG
DCA6	6 - 152	5	14
DCA8	8 - 203	4	16
DCA10	10 - 254		22
DCA12	12 - 305	3	23
DCA15	15 - 381		34
DCA18	18 - 381	2	36
DCA24	24 - 610		40

Other sizes available on request



Silvan

Sitrex Hayrakes

Silvan distribute the Sitrex range of high quality hayrakes for raking, turning and spreading hay crops, grain crops, stubble and sugar cane residue.



RP Linkage Hayrake



Pictured: HR-RP4

APPLICATION:	Suitable for raking, turning and spreading hay crops, grain crops, stubble and sugar cane debris.	CONTROL:	Tractor three point linkage and adjustment of individual rake finger wheels.
CONSTRUCTION:	Simple robust construction requiring minimal maintenance.	ATTACHMENT:	Cat. I three point linkage.
DRIVE LINE:	Ground drive.		

MODEL	TYPE	NUMBER OF RAKE WHEELS	TYNES PER WHEEL	RAKE WHEEL DIAMETER	WORKING WIDTH	TRANSPORT WIDTH	WEIGHT
				MM	(METRES)	(METRES)	KG
HR-RP4	Right hand linkage mounted	4	40	1400	2.6	2.2	180
HR-RP5		5			3.5	2.3	200
HR-RP6		6			4.1		250

NOTE: HAYRAKES DELIVERED UNASSEMBLED

* Maximum working width and speeds depend greatly upon product raked, volume and general conditions.

H90 Trailed Hayrake



Pictured: H90-V10

APPLICATION: Suitable for raking, turning and spreading hay crops and grain crop stubble.

CONSTRUCTION: Simple robust construction requiring minimal maintenance.

DRIVE LINE: Ground drive.

CONTROL: Single set hydraulics via tractor remote.

ATTACHMENT: Trailing via tractor drawbar.

MODEL	TYPE	NUMBER OF RAKE WHEELS LEFT / RIGHT	TYNES PER WHEEL	RAKE WHEEL DIAMETER	WORKING WIDTH	TRANSPORT WIDTH	WEIGHT
				MM	METRES	METRES	KG
H90-V8	CARTED "V" WITH SPLITTER WHEEL	4L / 4R	40	1400	6.1	3.6	545
H90-V10		5L / 5R			7	4.7	615

NOTE: HAYRAKES DELIVERED UNASSEMBLED

* Maximum working width and speeds depend greatly upon product raked, volume and general conditions.

TR Inline Trailed Hayrake



Pictured: HR-TR9

APPLICATION: Suitable for raking, turning and spreading hay crops and grain crop stubble.

CONSTRUCTION: Simple robust construction requiring minimal maintenance.

DRIVE LINE: Ground drive.

CONTROL: Single set hydraulics via tractor remote.

ATTACHMENT: Cat. II clevis to tractor drawbar.

MODEL	TYPE	NUMBER OF RAKE WHEELS	TYNES PER WHEEL	RAKE WHEEL DIAMETER	WORKING WIDTH	TRANSPORT WIDTH	WEIGHT
				MM	METRES	METRES	KG
HR-TR9	INLINE TRAILED	9	40	1400	5.5	3.7	640
HR-TR13		13			8.5	4.2	1050

NOTE: HAYRAKES DELIVERED UNASSEMBLED

* Maximum working width and speeds depend greatly upon product raked, volume and general conditions.

QR Trailed Hayrake



Pictured: HR-QR/10

- APPLICATION:** Suitable for raking and turning spreading hay crops, silage and grain crop stubble. Used as a 'V' or Inline rake.
- CONSTRUCTION:** Simple robust construction requiring minimal maintenance.
- DRIVE LINE:** Ground drive.
- FOLD:** Hydraulic fold.
- SUSPENSION:** Adjustable spring suspension.
- CONTROL:** Single set hydraulics via tractor remote.
- ATTACHMENT:** Cat. II clevis to tractor drawbar.



Pictured: QR Hayrake with left arm hydraulically folded



Pictured: Spring suspension

MODEL	TYPE	NUMBER OF RAKE WHEELS	TYNES PER WHEEL	RAKE WHEEL DIAMETER	WORKING WIDTH	WINDROW WIDTH	TRANSPORT WIDTH	NUMBER OF GROUND WHEELS / SIZE	WEIGHT
		L / R - KICKER		MM	METRES	METRES	METRES		KG
HR-QR/8	CARTED "V" WITH SPLITTER WHEEL	4/4 + 1	40	1400	5.8	0.9 - 2.0	2.8	2 x 205-75/15	675
HR-QR/10		5/5 + 1			6.7				740
HR-QR/12		6/6 + 1			7.8				830

NOTE: HAYRAKES DELIVERED UNASSEMBLED

* Maximum working width and speeds depend greatly upon product raked, volume and general conditions.

OPTION: DESCRIPTION	CODE	MODEL
HYDRAULIC OPENING KIT	HR-QR/HYD	ALL

Hydraulic Trailed Explorer "V" Hayrake



Pictured: HR-MX/10

APPLICATION: Suitable for raking, turning and spreading hay crops, silage and grain crop stubble.

CONSTRUCTION: Simple robust construction requiring minimal maintenance.

DRIVE LINE: Ground drive.

CONTROL: Single set hydraulics via tractor remote.

ATTACHMENT: Cat. II clevis to tractor drawbar.

WINDROW WIDTH: 3 - 5' / 0.9 - 1.5m.

MODEL	TYPE	NUMBER OF RAKE WHEELS LEFT / RIGHT + SPLITTERS	TYNES PER WHEEL	RAKE WHEEL DIAMETER	WORKING WIDTH	TRANSPORT WIDTH	NUMBER OF GROUND WHEELS / SIZE	WEIGHT
				MM	METRES	METRES		KG
HR-MX/10	TRAILED "V" WITH DUAL HYDRAULIC SPLITTER WHEELS STANDARD	5L/5R + 2	40	1400	6.2	2.5	4 x 195-65/15	1250
HR-MX/12		6L/6R + 2			7.1			1400

NOTE: HAYRAKES DELIVERED UNASSEMBLED

* Maximum working width and speeds depend greatly upon product raked, volume and general conditions.

Hydraulic Trailed Magnum "V" Hayrake



Pictured: HR-MK16

APPLICATION: Suitable for raking, turning and spreading hay crops, silage and grain crop stubble.

CONSTRUCTION: Simple robust construction requiring minimal maintenance.

DRIVE LINE: Ground drive.

CONTROL: Single set hydraulics via tractor remote.

ATTACHMENT: Cat. II clevis to tractor drawbar.

WINDOW WIDTH: 3' - 6' / 0.9 - 1.8m

MODEL	TYPE	NUMBER OF RAKE WHEELS LEFT / RIGHT + SPLITTERS	TYNES PER WHEEL	RAKE WHEEL DIAMETER	WORKING WIDTH	TRANSPORT WIDTH	NUMBER OF GROUND WHEELS / SIZE	WEIGHT
				MM	METRES	METRES		KG
HR-MK/12	TRAILED "V" WITH DUAL HYDRAULIC KICKER WHEELS STANDARD	6L/6R +2	40	1400	7.6	2.5	4 x 205-75/15	1600
HR-MK/14		7L/7R +2			8.7		6 x 205-75/15	2165
HR-MK/16		8L/8R +2			9.4			2285
HR-MK/18		9L/9R +2			10.2			2365
HR-MK/20		10L/10R +2			11			2515

NOTE: HAYRAKES DELIVERED UNASSEMBLED

* Maximum working width and speeds depend greatly upon product raked, volume and general conditions. NOTE: Rear steer versions available - indent order only.

Terms and Conditions

AVAILABILITY

Products in the Silvan Price List are available through authorised Silvan dealers.

TERMS

The Silvan terms and conditions are set out in your individual trading terms and at www.silvan.com.au/terms

PRICES

All prices are suggested list prices in Aus dollars. Prices are subject to change without prior notice. For stocking incentive programmes refer to your individual trading terms, or contact customer services staff on 1300 745 826.

GST

All prices are shown both inclusive of GST and exclusive of GST.
All invoices will include GST.

FREIGHT CHARGES

Prices are ex Silvan Distribution Centres in Melbourne, Brisbane, Perth, Sydney & Adelaide (Sydney & Adelaide have limited stock lines). Check with Silvan Customer Service for freight charges into your area. Freight and handling charges will be added to the invoice amount.

TITLE AND RISK

Silvan retains title to all goods until paid for in full in clear funds. Risk in respect of goods passes to you as soon as the goods leave the Silvan Distribution Centre.

PPSA

Silvan may register a security interest over the goods as security for any payment. You will need to provide Silvan with all information, documents and consents as Silvan requires to register and maintain this security interest.

MINIMUM ORDER VALUE

A \$75 Minimum Order Value (Excl. GST) applies to all standard orders. Orders under the required minimum value will attract a \$23 handling charge (Excl. GST).
A \$250 Minimum Order Value (Excl. GST) applies to hardware range orders
Urgent/breakdown orders don't have a required Minimum Order Value, and attract a \$23 priority fee (Excl. GST).

WARRANTY

The only warranty provided by Silvan is set out on the forms accompanying the goods (for a copy please contact the Silvan Customer Service Centre). No other warranty or representation is made by Silvan. The terms of Silvan's warranties are subject to the operation of any law including the Australian Consumer Law.

CANCELLATIONS

1. Cancellations made on the day the order was placed:
 - a. If stock isn't dispatched, no handling fee applies
 - b. If stock has been dispatched a restocking fee applies
2. Cancellations made after the day the order was placed, a restocking fee will apply.

RETURNS POLICY

1. Before returning any product to Silvan, a Return Authorisation (RA) Number and approval form must be obtained from Silvan Customer Service. Goods WILL NOT be accepted without an RA number and form.
2. All returns must be requested within 14 days of the invoice date.
3. Goods will only be accepted for credit if they are returned undamaged and in saleable condition.
4. Return freight will be paid by the Customer if the goods are returned at the Customer's volition, unless authorised by the Company in writing prior to return of the goods.
5. Written claims must reference Silvan invoice numbers, and must be dated and state the reason for the claim.
6. A restocking fee will be applied if the goods have been dispatched according to the order.
7. Return of products valued under \$50 (Excl. GST) won't be accepted if dispatched according to the order.

CLAIMS

Pricing & Freight Claims need to be made within 14 days of the invoice date. Any claims after this for pricing discrepancies will not be accepted. Claims for Freight Damage need to be made within 14 days of the invoice date by notifying Silvan Customer Service. Claims received after this will not be accepted.

DISCOUNT CODES

Refer to individual Trading Terms for specific discounts.

FOR A FULL LIST OF TERMS & CONDITIONS, PLEASE VISIT WWW.SILVAN.COM.AU/TERMS

2017-2018

Farm Equipment Product Guide

QUALITY • INNOVATION • RELIABILITY



The company reserves the right to change specifications without notice. All items in this catalogue have been included in good faith on the basis that the goods described were available at the time this book was published. Failure of suppliers to deliver in accordance with samples, descriptions, or at all, or other unintentional causes may result in some lines being unavailable. Space may prevent some dealers from stocking all items. All brand names and product names used in this publication are trade names, registered trade marks, or pending trade marks of their respective owners.

SILVAN AUSTRALIA PTY. LTD. ABN 48 099 851 144

Head Office: 244-264 Greens Road, Dandenong South, Victoria, Australia 3175

QLD. Office: Warehouse 2, 30 Gow Street, Moorooka, Queensland 4105

W.A. Office: 12 Cressall Road, Balcatta, Western Australia 6021

Freecall: 1300 SILVAN | Fax: 1800 SILVAN

Email: info@silvanaust.com | Web: silvan.com.au

For more information call 1300 745 826 or visit www.silvan.com.au